

# Trading Fast Markets with SunnyBands™ & Ultimate-F Compounding

**MetaStock:** May 20th, 2024  
2 pm PT / 5 pm ET

# My Passion is Helping Beginners

- And Intermediate Traders
- This talk is for:
  - Traders who have not yet become **Wildly Successful**
  - People who have not traded much and want to learn
  - Folks who want to **improve trading results**
- I Love to Teach / Mentor & Consult
- Give Me a Call (**1-760-908-3070**)

# DISCLAIMER

**IMPORTANT: THE RISK OF LOSS IN TRADING STOCKS, FUTURES, OPTIONS, CASH CURRENCIES AND OTHER LEVERAGED TRANSACTION PRODUCTS CAN BE SUBSTANTIAL. THEREFORE ONLY "RISK CAPITAL" SHOULD BE USED. STOCKS, FUTURES, OPTIONS, CASH CURRENCIES AND OTHER LEVERAGED TRANSACTION PRODUCTS ARE NOT SUITABLE INVESTMENTS FOR EVERYONE. THE VALUATION OF STOCKS, FUTURES, OPTIONS, CASH CURRENCIES AND OTHER LEVERAGED TRANSACTION PRODUCTS MAY FLUCTUATE AND AS A RESULT CLIENTS MAY LOSE MORE THAN THE AMOUNT ORIGINALLY INVESTED AND MAY ALSO HAVE TO PAY MORE LATER. CONSIDER YOUR FINANCIAL CONDITION BEFORE DECIDING TO INVEST OR TRADE.**

**ALL RESULTS SHOWN ARE HYPOTHETICAL, NOT ACTUAL RESULTS.**

**HYPOTHETICAL PERFORMANCE RESULTS HAVE MANY INHERENT LIMITATIONS, SOME OF WHICH ARE DESCRIBED BELOW. NO REPRESENTATION IS BEING MADE THAT ANY ACCOUNT WILL OR IS LIKELY TO ACHIEVE PROFITS OR LOSSES SIMILAR TO THOSE SHOWN. IN FACT, THERE ARE FREQUENTLY SHARP DIFFERENCES BETWEEN HYPOTHETICAL PERFORMANCE RESULTS AND THE ACTUAL RESULTS ACHIEVED BY ANY PARTICULAR TRADING PROGRAM.**

**ONE OF THE LIMITATIONS OF HYPOTHETICAL PERFORMANCE RESULTS IS THAT THEY ARE GENERALLY PREPARED WITH THE BENEFIT OF HINDSIGHT. IN ADDITION, HYPOTHETICAL TRADING DOES NOT INVOLVE FINANCIAL RISK, AND NO HYPOTHETICAL TRADING RECORD CAN COMPLETELY ACCOUNT FOR THE IMPACT OF FINANCIAL RISK IN ACTUAL TRADING. FOR EXAMPLE, THE ABILITY TO WITHSTAND LOSSES OR TO ADHERE TO A PARTICULAR TRADING PROGRAM IN SPITE OF TRADING LOSSES ARE MATERIAL POINTS WHICH CAN ALSO ADVERSELY AFFECT ACTUAL TRADING RESULTS. THERE ARE NUMEROUS OTHER FACTORS RELATED TO THE MARKETS IN GENERAL OR TO THE IMPLEMENTATION OF ANY SPECIFIC TRADING PROGRAM WHICH CANNOT BE FULLY ACCOUNTED FOR IN THE PREPARATION OF HYPOTHETICAL PERFORMANCE RESULTS AND ALL OF WHICH CAN ADVERSELY AFFECT ACTUAL TRADING RESULTS.**

# DISCLAIMER

Past performance is not a predictor of future results.

All investing involves risk of loss and individual investments may vary. The examples provided may not be representative of typical results.

Your capital is at risk when you invest — you can lose some or all of your money.

Never risk more than you can afford to lose.

For more details, [see our full disclosures and details.](#)



# Hi! I'm Sunny Harris

- Today I am going to tell you exactly how I trade -- every day
- With my very own indicators
  - SunnyBands
  - DMA\_H
  - and Slope
- Nothing held back
- Let me introduce myself

# I am a Professional Trader

- And have been for 43+ years
- I trade Futures, Stocks & Crypto
- I do not trade Options.
- I'll tell you a bit about myself, and
- Show you how I trade

# I am a Professional Trader

- I have been a professional trader
- Since 1981
  - through the 41% crash of 1987 (short)
  - the 38% crash of 2000 (short)
  - the 52% crash of 2007-2008(short)
  - as well as the 38% Covid crash (short)
  - ... and the next one

# What I Trade

- S&P 500 futures contract
  - 1 min & 5 min charts
  - It's said to be  
The Most Difficult market to trade
  - I've been doing it for almost 43 years
- Long-term stock holdings
  - A week or more
- And a little bit of crypto currencies

# But Today

- I'm going to show you how I trade:
- SunnyBands
- And my DynamicMovingAverages (DMA)
- In Fast Markets
- AND my compounding spreadsheet:  
Ultimate-F

# FREE Stuff

- You can get for **FREE** by Signing up for one *free Sunday night* “Sunny Side of the Street” Technical Newsletter (text “SSS” to 760-908-3070)
- Where I explain what my Indicators are telling me about 15 different markets
- Email me if you can’t find it [sunny@moneymentor.com](mailto:sunny@moneymentor.com)
- OR click above
- I will post a PDF of This Talk on my website (moneymentor.com) for members (Membership is FREE)
- FREE Podcast: [The Sunny Harris Show!](#)

# The Sunny Harris Show! with Sam Tennis

- Free Podcast featuring the Legends in Trading
- [www.moneymentor.com/podcast.html](http://www.moneymentor.com/podcast.html)
  - Larry Williams
  - Jake Bernstein
  - Steve Nison
  - Linda Raschke
  - Dr. Alexander Elder
  - Cynthia Kase
  - Sherman McClellan
  - Carolyn Boroden
  - Greg Morris
  - John Bollinger
  - ...and many more

# Sunny Side of the Street

Sunday night January 30, 2022

If you signed up for my Free Indicator for TS, or if you registered for the **FREE Strategy Trading Forum** continuing on **Jan 25th**, I have taken the liberty of sending you this weekly Free Newsletter: "Sunny Side of the Street." If you don't want to continue receiving it, just [unsubscribe](#) and I'll take you off the list. **Thank you for your interest.**

[Link to Sam Tennis' Products below.](#) [Link to Sunny's Products.](#)

**Earnings Reports due out this week:** Meta (FB), Microsoft (MSFT), Paypal (PYPL), Advanced Micro Devices (AMD), Ford (F), ExxonMobil (XOM), Alphabet (GOOGL) and UPS.

**PROGRAM EASYLANGUAGE . DEVELOP YOUR OWN STRATEGIES . LEARN HOW TO TEST WITHOUT CURVE-FITTING . BOOST YOUR PROFITS . STA**

**STRATEGY TRADING FORUM.** We are continuing this week with **Session V**. Save the date: **Feb 1 2022!** Starts Promptly at **10am PST this Tuesday**. **This is the last session left.** If you want me to do another marathon Forum this time on **Technical Analysis**, [please let me know here](#). I will do it if enough people are interested. Again, **FREE**.

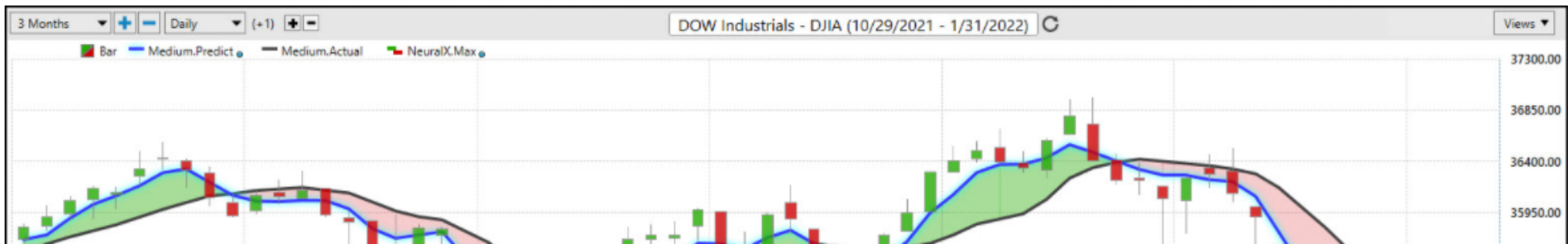
Thanks for your attendance! It's been fun. **The slides are posted: log in under Membership.**

I will send you the Zoom Link to the [Strategy Forum](#) right after I send this out, **if you are registered**. This week's topic: **"How to Trade a Strategy."**

**Want to watch my YouTube videos:** [Here's the link](#). Want to hear the NEW **BingTicks Positions?** Link coming next week.

**QUICKLINKS:** [VantagePoint](#) | [Last Week I said](#) | [Dow](#) | [ES](#) | [SunnyBands Implications](#) | [Trading Room](#) | [Automated Strategy](#) | [Multiple Timeframes](#) | [Stocks](#) | [BitCoin & Ethereum](#) | [Gold](#) | [Bonds](#) | [Diatribes](#) | [DEFINITIONS](#) | [Quips & Quotes](#)

## VantagePoint ai Prediction for Tomorrow





# Quick Overview

#1 Trader  
TWICE  
With 365.4%  
and 178% profit

Using **SunnyBands**  
and my **DMA**  
(Dynamic Moving  
Average)

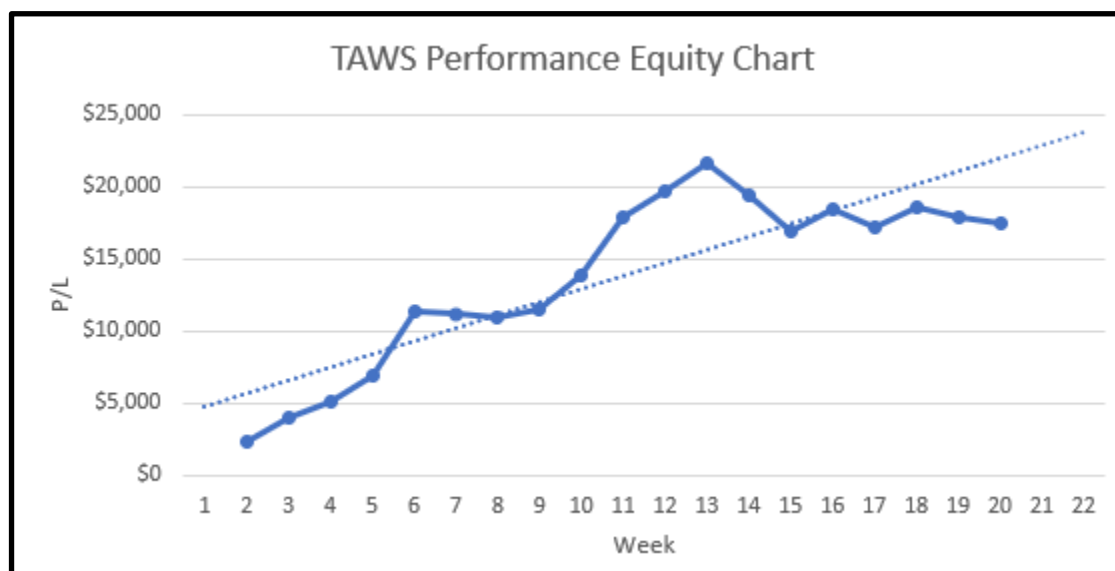
## EQUITY-BASED CTA RANKING

*Top 100 Most profitable CTAs for 1994 managing under \$10 Million*

Advisor Name and Group Rank	VAMI Return	Overall Rank	Equity Return	Overall Rank	Net Profit (Millions \$)
1 Roark International, Ltd.	365.5%	1	181.2%	1	0.04
2 KMJ Capital Management (Diversified)	64.7%	11	152.2%	2	4.97
3 Saxon Investment Corporation (Aggressive Diversified)	142.1%	2	137.6%	3	2.00
4 Templeton Futures Ltd.	94.6%	4	107.4%	4	0.07
5 Dennis J. Minogue, CTA	15.0%	81	86.2%	5	0.04
6 Grossman, Gerald	96.7%	3	77.7%	6	0.68
7 Bonanza Capital Management	54.8%	17	69.6%	7	1.02
8 Tucson Asset Management (Double Leverage)	72.7%	9	62.8%	8	0.03
9 PanPacific Trading Company	78.5%	7	60.7%	9	0.09
10 Daniel R. Meyer	75.0%	8	59.2%	10	0.28
11 DGM Commodity Corporation (Cotton Trading Partners)	82.7%	6	58.9%	11	1.08
12 Saxon Investment Corporation	63.9%	12	57.7%	12	1.25
13 Capital Asset Management	54.5%	18	56.0%	13	0.34
14 Three Crown Capital Partners	27.1%	48	49.5%	14	0.69
15 Beacon Management Corp. (Short Term)	51.6%	20	44.8%	16	0.35
16 Albert Azouvy Management	54.6%	18	44.8%	17	0.17
17 HB Capital Management, Inc.	55.4%	18	44.8%	18	0.61
18 EC Futures	37.9%	29	43.6%	19	1.47
19 Newbreed Capital Management	56.8%	15	42.4%	20	0.02
20 Travel Currency Management	94.5%	5	40.7%	21	0.27
21 Merchant Group, Inc.	51.4%	21	40.7%	22	1.46
22 Dreier Research Corporation	38.1%	27	40.4%	23	0.29
23 Di Tomasso Group Inc.	71.2%	10	38.5%	24	0.70
24 Motif Trading Corporation	34.9%	34	33.1%	28	0.04
25 Ralithel Investments, Inc.	35.2%	33	30.4%	30	0.15
26 Atlas Capital Management	31.6%	40	28.2%	33	0.75
27 GIC Asset Management (Long-term)	37.8%	30	27.6%	35	0.18
28 Thomas Dreile Ltd.	32.6%	39	26.5%	36	1.95
29 Wizard Trading, Inc. (Currency Portfolio)	18.4%	70	26.3%	38	0.18
30 DGM Trading Specialists	30.9%	41	26.0%	39	0.32
31 Fritz, John	29.0%	46	25.8%	41	0.17
32 Marketvaet, Inc.	42.3%	24	25.1%	43	0.43
33 Tamrah Commodities Ltd. (Diversified Program)	7.6%	143	24.6%	45	0.30
34 Tucson Asset Management (Normal Leverage)	27.5%	48	24.5%	46	0.03
35 George Moldenhauer	47.1%	23	24.3%	48	0.03

# Trade Along with Sunny

- [Daily Live Trading Room](#)
- 9am PT every trading day
- 1 hour
- 135% UP so far (in 19 weeks)



# Credentials

- Grew up “dirt poor” in Appalachia
- BA, MS, PhD Mathematics, AA TeleCommunications (after I retired), business & programming courses at Stanford, Wharton and UCLA
- 55 years programming
- 43 years trading
- Systems Programmer for Lockheed
- A Founder of ISSCO - world’s leader in computer graphics software (Harvard Graphics)
- Retired at 30
- Gave my millions to money managers (they lost \$75k in 3 weeks)
- Taught myself to trade through reading 117 related books (now I’ve read 747)
- Did not enter a single trade for the first year of watching the market
- “Traders’ Catalog & Resource Guide” monthly magazine for 8 years

# Credentials

- 5 Best Selling Trading Books
  - “Trading 101—How to Trade Like a Pro”,
  - “Trading 102—Getting Down to Business”,
  - “Electronic Day Trading 101”,
  - “Getting Started in Trading”,
  - “TradeStation Made Easy!”
  - (and “Going Vegan!” with Linda Blair)
- And Now (2 vols) “The Definitive Guide to TradeStation’s EasyLanguage & OOEL Programming” (with Samuel K. Tennis)
- Articles for
  - “Stocks & Commodities”
  - “Futures”
  - “Active Trader”
  - “TradersWorld”
  - eSignal Newsletter
  - Trading On Target newsletter
  - “Modern Trader”
  - “Omega” Magazine
  - UsingEasyLanguage website
  - and more ...

# Author & Programmer



# About Sunny Harris

- Critical Acclaim:
  - *Technical Analysis of Stocks & Commodities* magazine -  
Top 10 Consultants
  - *Technical Analysis of Stocks & Commodities* magazine -  
Top 10 Courses & Seminars
  - #1 Top trader rated by Stark Research
- Memberships:
  - Market Technicians' Assn
  - CMT Association
  - DayTraders USA
  - Market Analysts of Southern California
  - Society of Technical Analysts



# Quips & Quotes

## Quips & Quotes

Testimonials appearing on this website may not be representative of other clients or customers and are not a guarantee of future performance or success. These are all unsolicited emails.

---

### Read what others have said about us:

---

"I wanted to let you know how helpful your daily trading room sessions have been. It is refreshing to see someone trade live and answer any questions that we have. It is so much better than a service that just wants to sell you something and send you on your way. This is really speeding up my learning and I look forward to trading along with you. Thanks for all you are doing to help people learn the art of trading." - *Rick N.*

---

"I had the fortune of meeting Sunny Harris and her excellent trade software SunnyBands. From the beginning, she gave me all her support, even though I didn't have any experience with day trade and English is not my first language she is always available for any questions. I tested SunnyBands free trial and the results were amazing \$3.5K in the first week, I asked for another free trial and she was able to help me, I did it again, and after these records, I decided to buy the license for Sunny Bands. Thank Sunny for your unconditional support and your excellent software." -*Juan R.*

---

"I have studied swing and day trading for 10 years primarily with Gann methodology but I might be able to say I have studied

# A Special Quip

- "Well, I just want to say the I LOVE them !!!! ( your bands )....I've torn apart Bollinger Bands, Keltner etc, etc... and NOTHING comes CLOSE to what YOU have created.... :-) I've talked to CMT's who've said "oh yeah.... they're just Bollies".....and I almost spit out my coffee! I've watched your videos where you are walking a new customer through their use... and I "got it all" ( understood )... the "turns" are RIGHT THERE!.... Bollies are too general....and Keltner which Rashke says she likes....are only a hair better than Bollies.... YOURS blows both of them away.....of course YOU already know that." - *Marius V.*



# My Facebook Page



**Sunny Harris**

Trading & Investing since 1981.

EasyLanguage. Author of 5 books, including "TradeStation Made Easy!"

Friends 2340

Photos

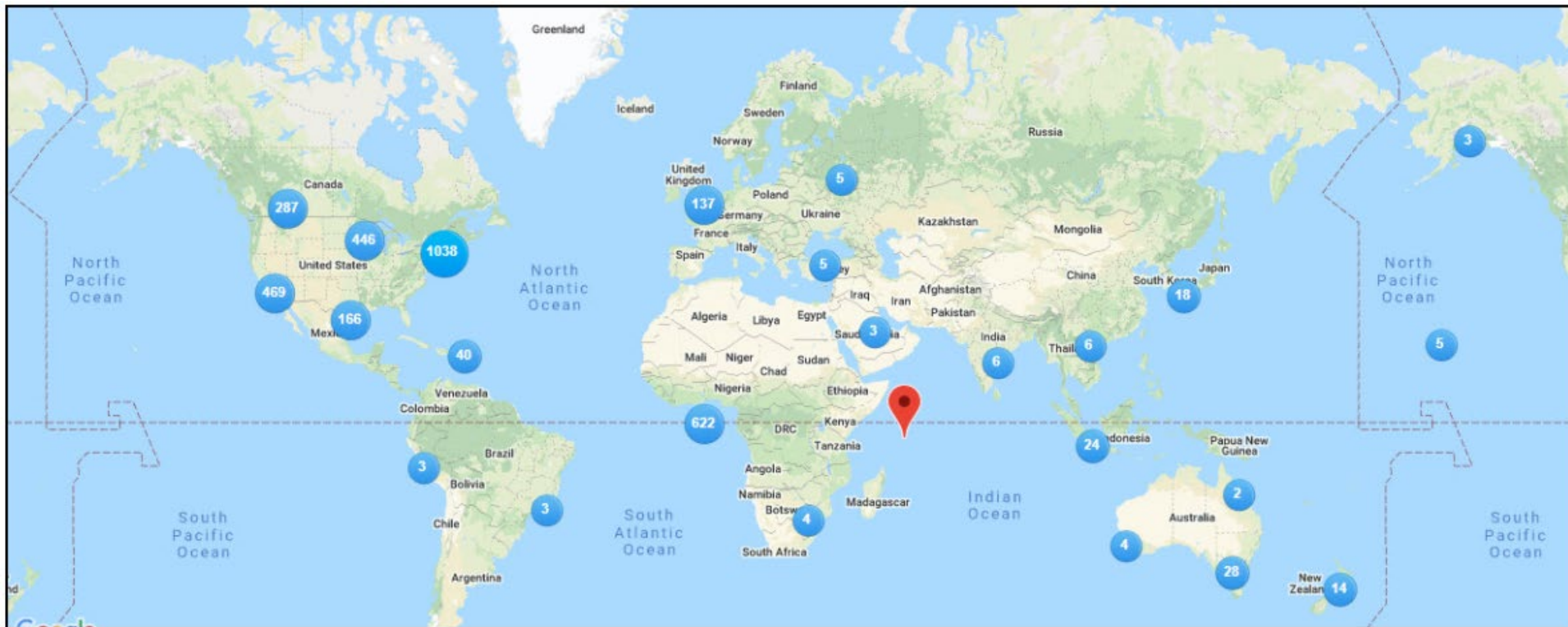
Videos

[www.moneymentor.com](http://www.moneymentor.com)

# Accessing My Predictions

- If you go to [Facebook](#) and look for [Sunny Harris](#) you'll see where I post my **FREE** market predictions as I see them
- You can Also subscribe to my “[Sunny Side of the Street](#)” [here](#), Sunday night newsletter

# Customers All Over the World



# This Next Slide

- Is probably the MOST IMPORTANT
- Slide in the whole Presentation
- See if you can do this for yourself

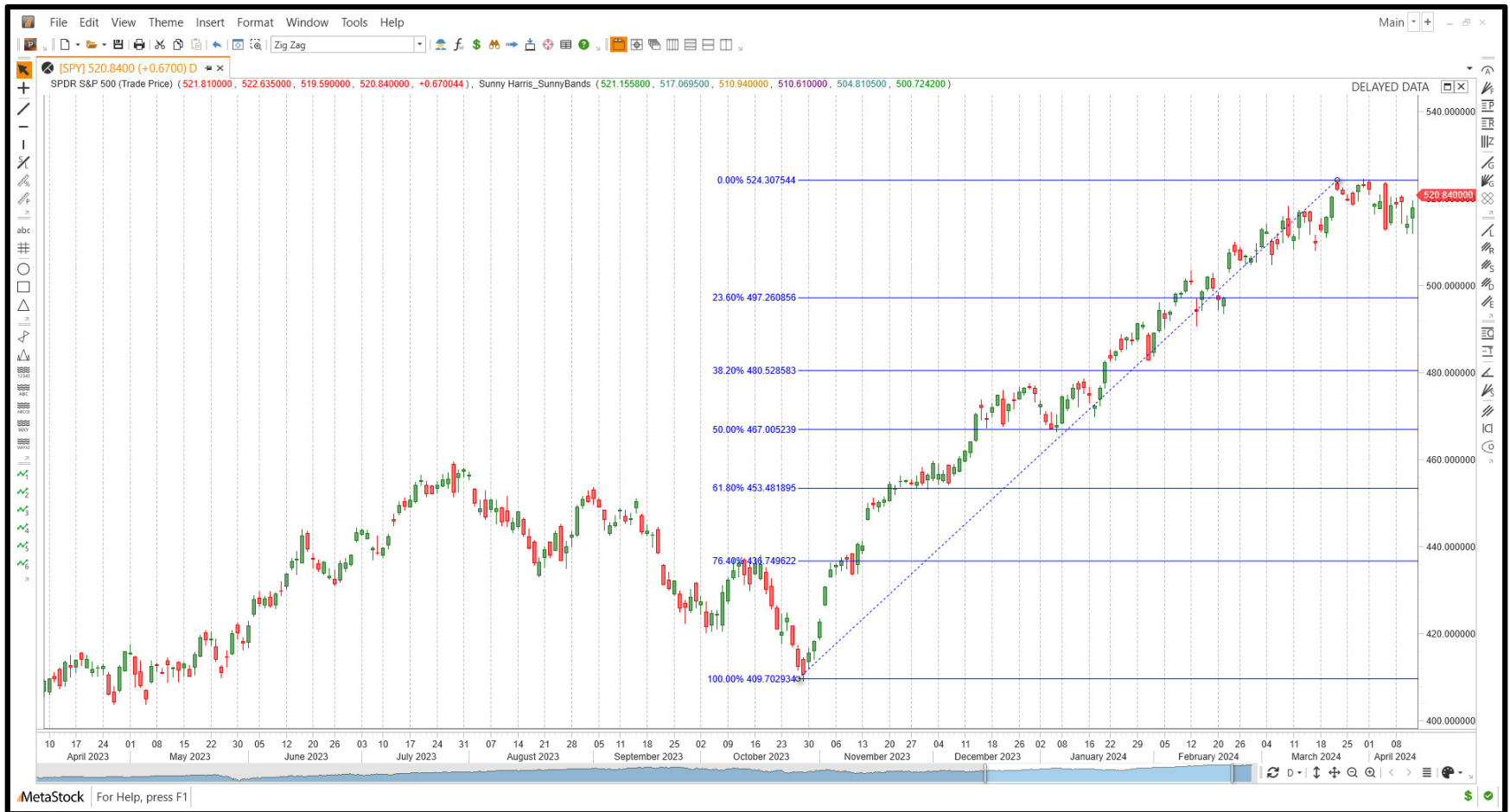
# How to Make a 6-Figure Income

- \$120,000 / year
- \$120,000 / 12 months = \$10k/mo
- \$10k/mo / 20 days = \$500/day
- 5 trades @ \$100 each!
- There is Usually between \$1,000 - \$3,500 Per Day Potential in the S&P (going both Long and Short—1 contract)

# How I Trade

- I am going to break it all down
- I will show you exactly how I trade
- The next few images look complex
- But they really are not
- Color coding keys me into action

# SPY Daily Chart





# SPY 15-min Chart





# SPY 5-min Chart



# Dow Jones 1-min Chart



# No Prescience

- We all look at the Hard Right Edge of the forming chart
- We don't have “future” data
- We don't know where the market is going
- We need to ask “what is true” all the time
- With every new bar

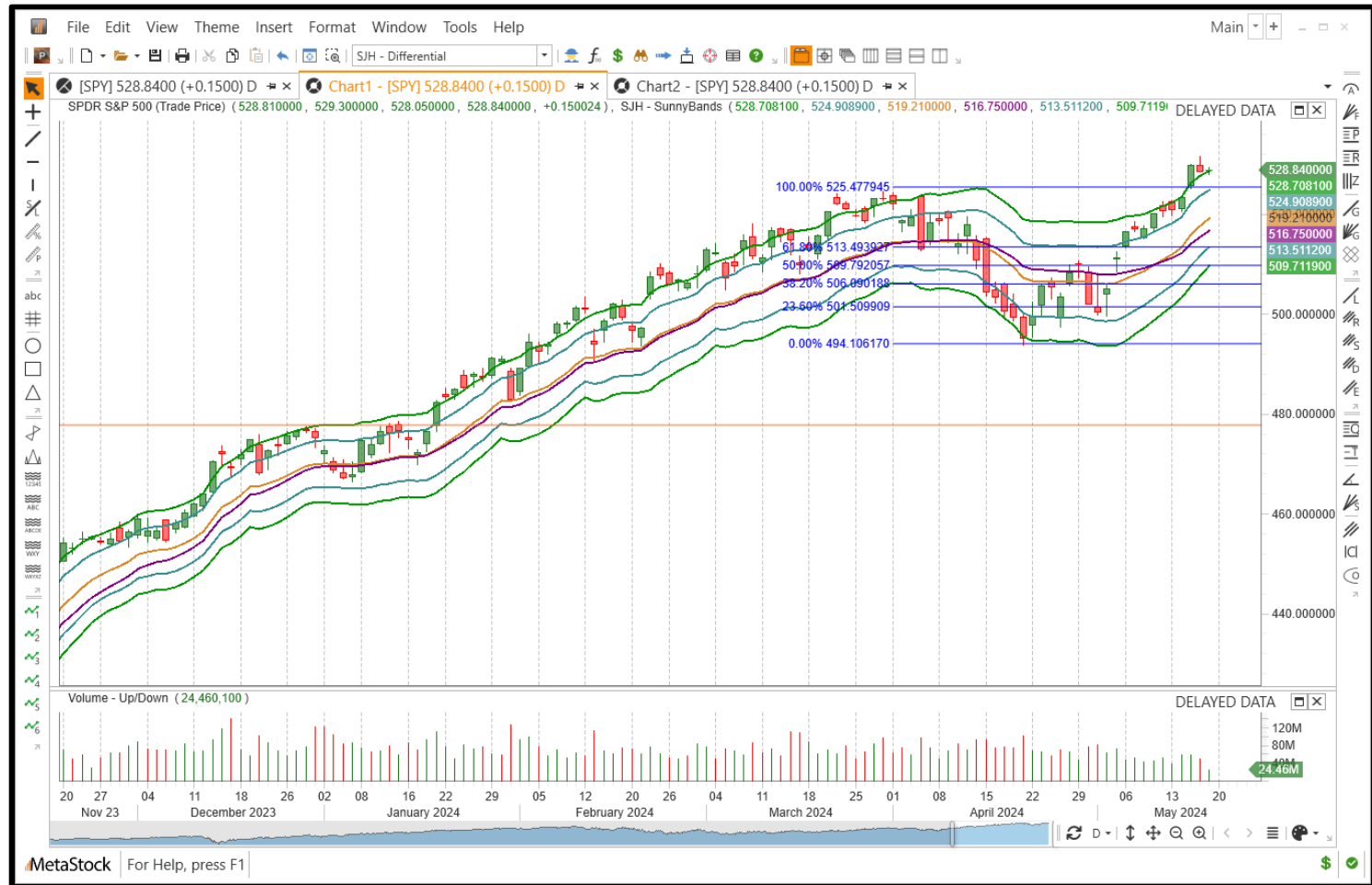
# How Do You Trade THAT?

- It's Easier to See in Hindsight
- That Chart Doesn't Tell You Much
- In Fact, It Just Looks Scary
- Is It Going Down Further?
- Or Is It At a Bottom
- and Going to Turn Around?
- What's High? And What's Low?
- When do you enter?

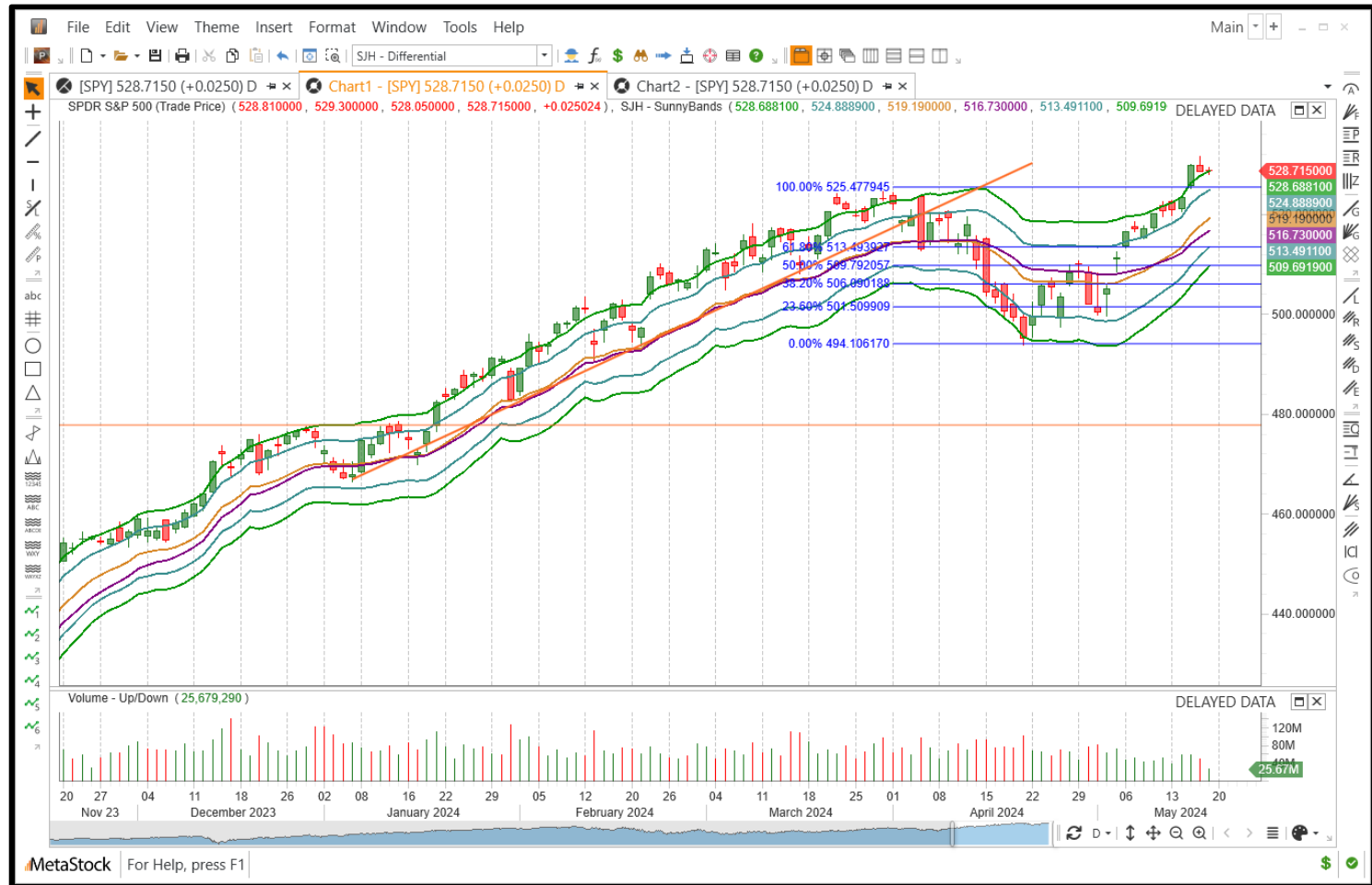
# I Add Fibonacci Lines



# Then Add Attractors



# More Attractors: Trendlines

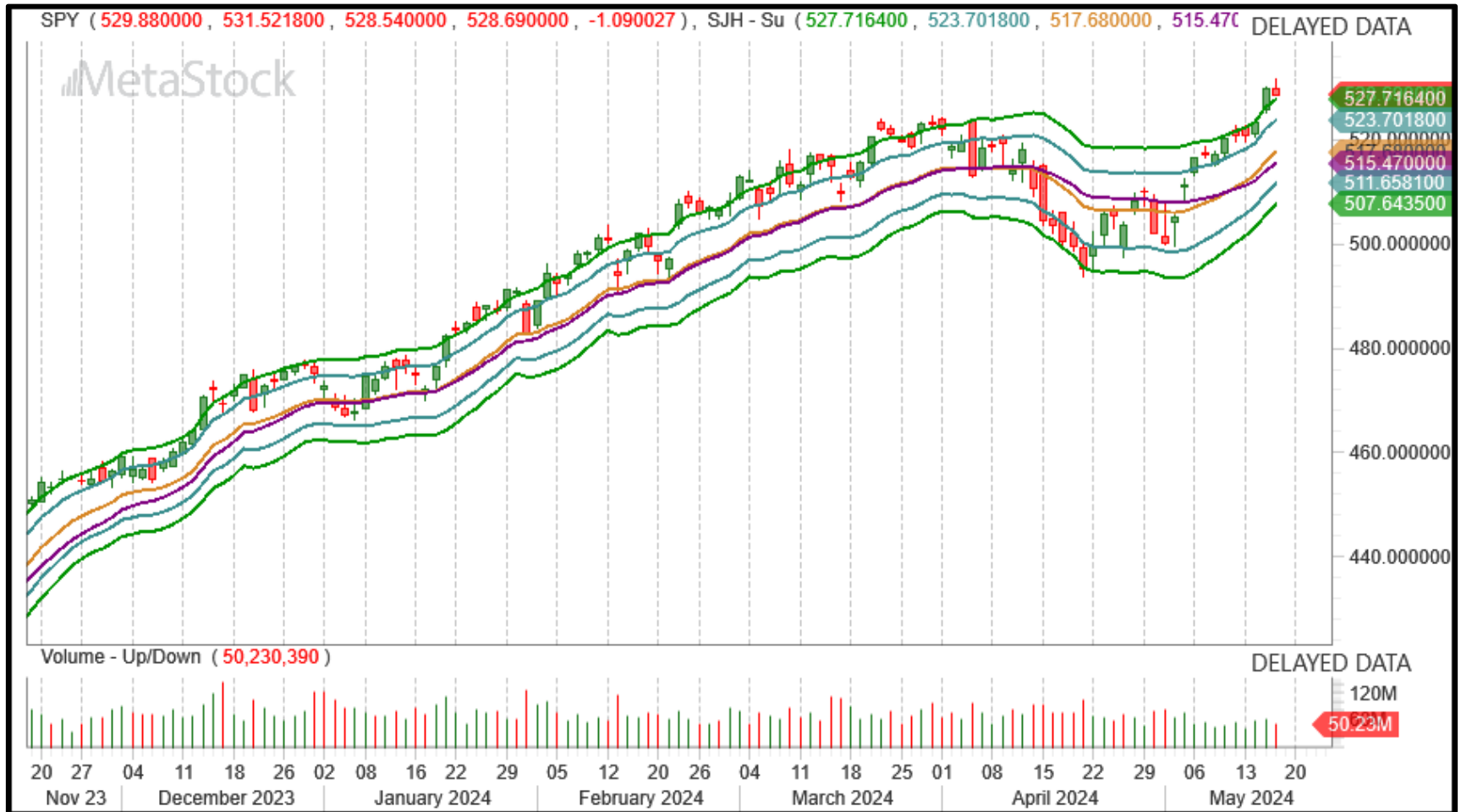


# I Add Some of My Indicators

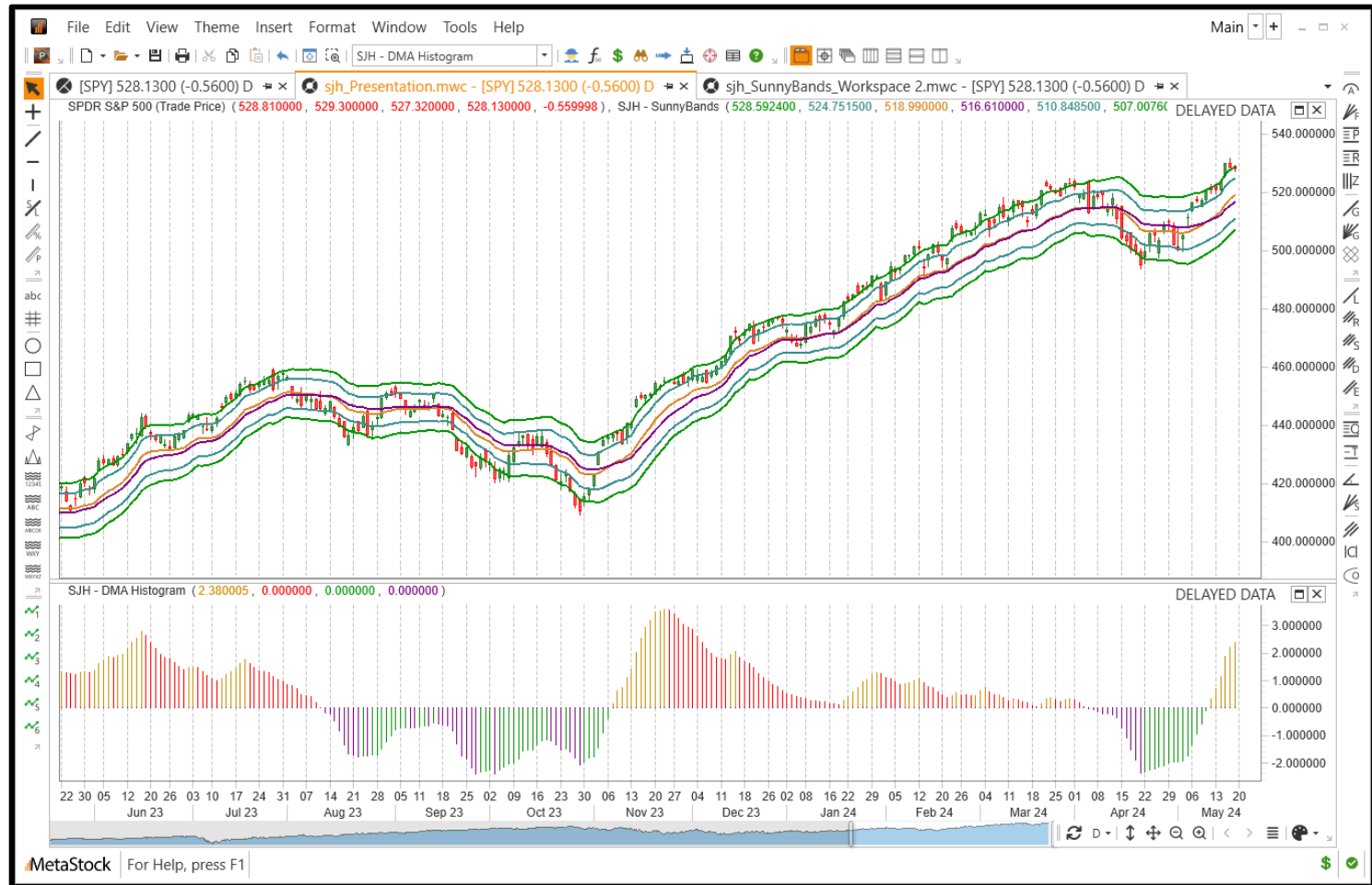
- SunnyBands
- DynamicMovingAverage\_Histogram  
(DMA\_H)
- Slope



# SunnyBands™



# DMA\_Histogram



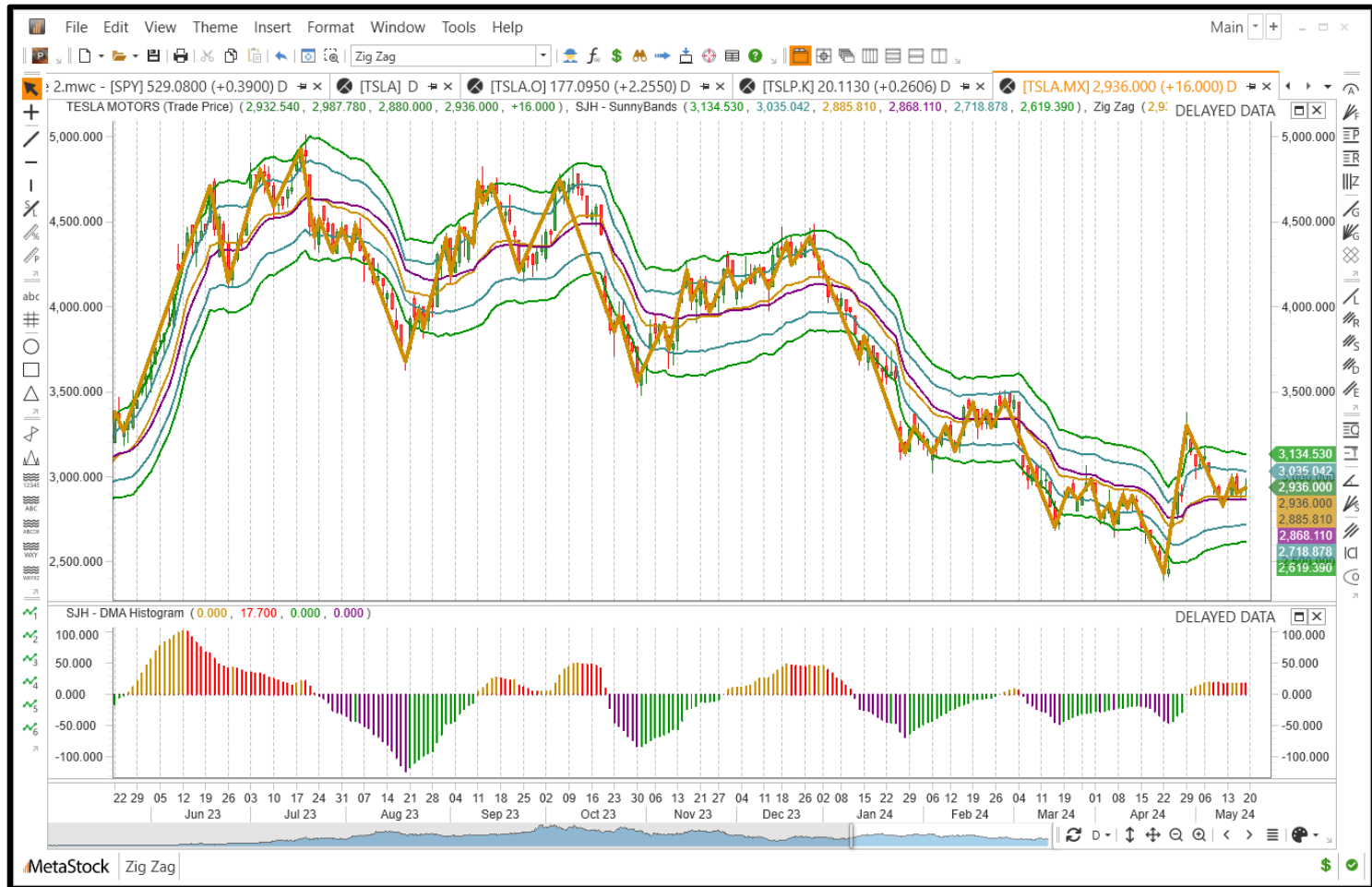
# Now I Can “See” Something

- I Added Some “Attractors”
- They’re Not Just Support & Resistance
- Trendlines Are Attractors
- Moving Averages Are Attractors
- Fibonacci Retracements are Attractors
- Elliott Waves are Attractors
- So, Let’s Go Farther

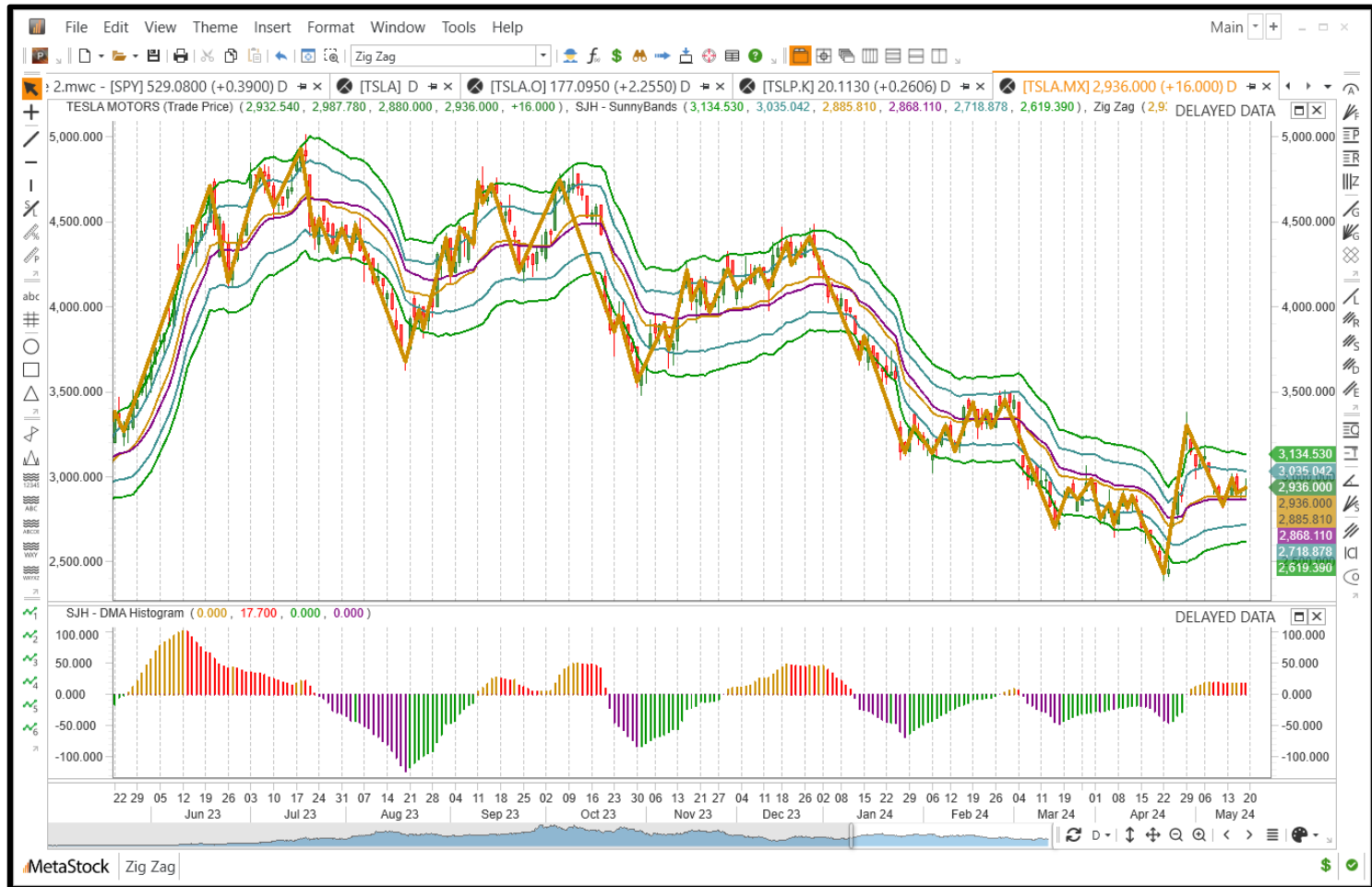
# Yellow Dots = PHW

- Let's talk about PHW
- **Potential Hourly Wage**
- Can you make more by Trading
- than by working for an hourly wage?
- The Dots are at the Ideal turning points
- Of course, we can't be perfect
- So, I take 60% of the Ideal as a goal

# Yellow PHW Dots (ZigZag)



# Yellow PHW Dots



# Buy & Hold the Dow Jones

- Buying at the Beginning (2020)
- And Selling at the End
- Is
- \$34,246

# PHW = 60% of Ideal

- 60% of the Ideal
- On the same chart
- Is
- \$327,941
- Quite a Difference!



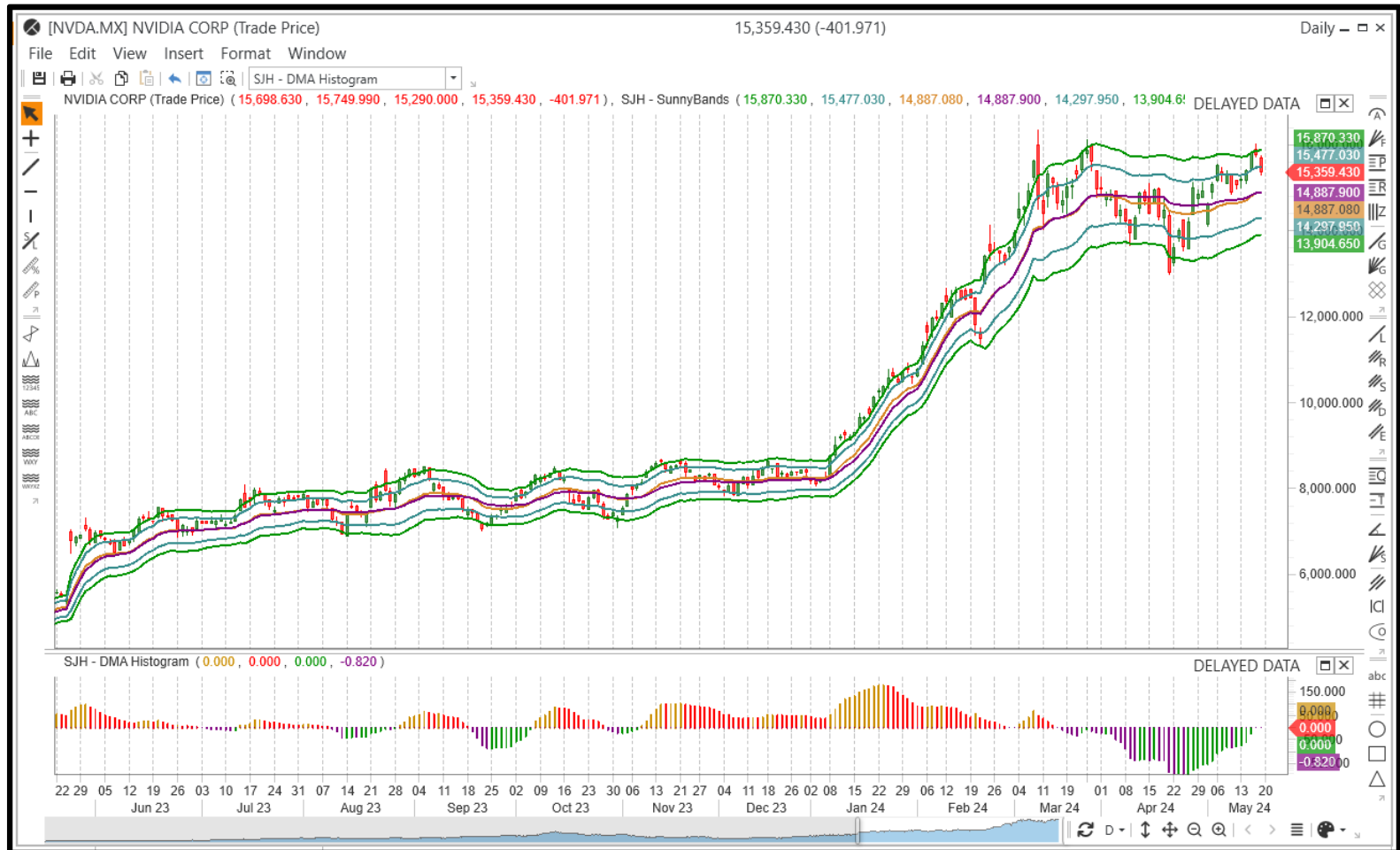
# Trade Along with Sunny

- To facilitate learning of my indicators
- And show how I trade
- I Host a **Live Trading Room** every morning
- I trade live for 1 hour
- Sometimes I win; sometimes I lose
- Here's a 99-second video condensation

# 99-second Video



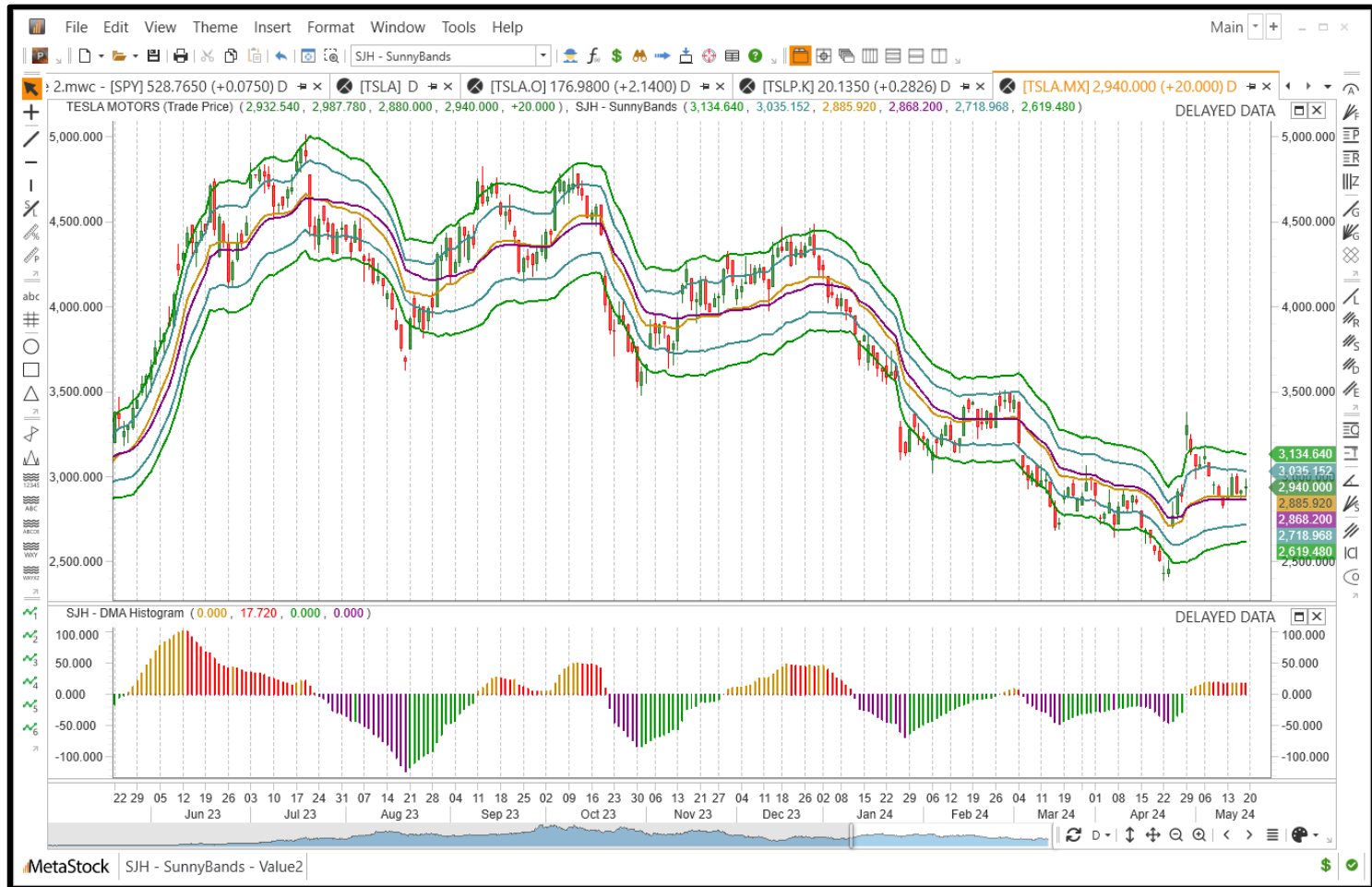
# NVDA Chart



# Buy & Hold vs Trading

- \$923.52 (buy & hold)
- VS
- \$4,400 (trading)
- Daily Chart
- 1 Share

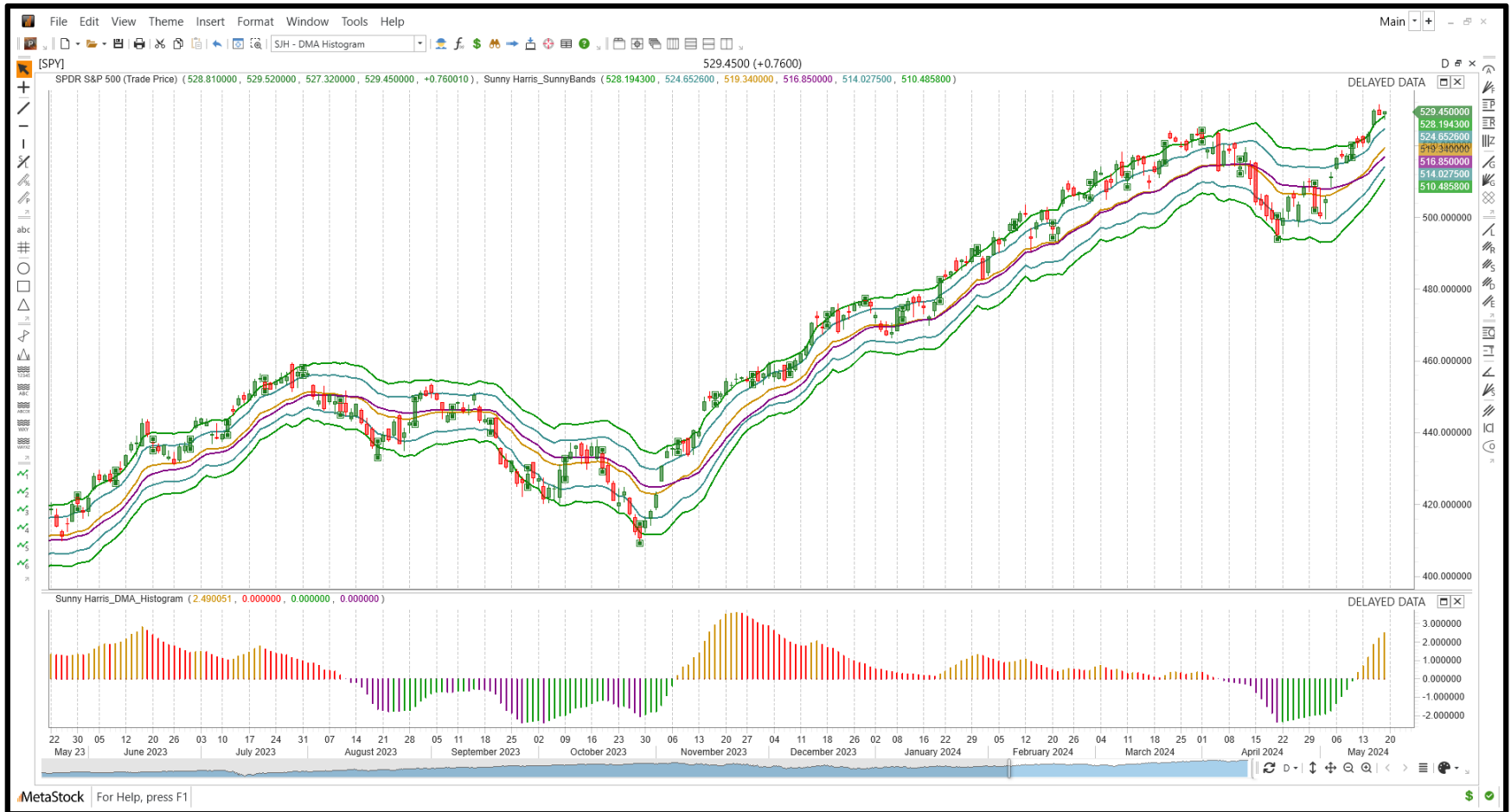
# Look Again: TSLA



# TSLA

- This time Buy & Hold = \$237
- While Trading = \$2,131
- Per Share

# S&P 500 (SPY)

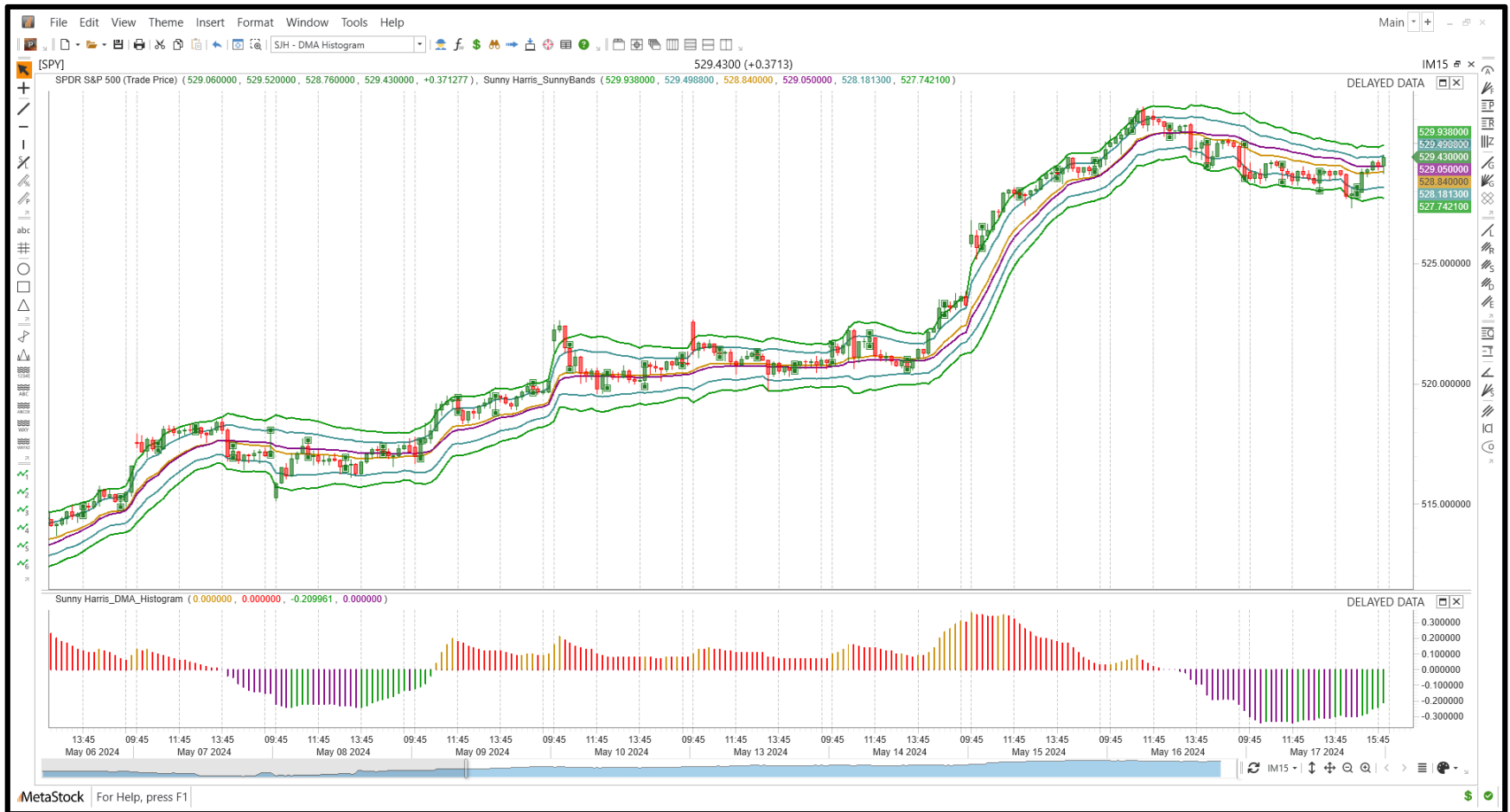


# S&P 500 (SPY) Daily Chart

- Buy & Hold = \$418
- Trading = \$4,872
- **Per Share**
- (PHW Amount) = 60% of Ideal
- =\$2,923
- 20 years



# S&P 500 (SPY) 15-min Chart



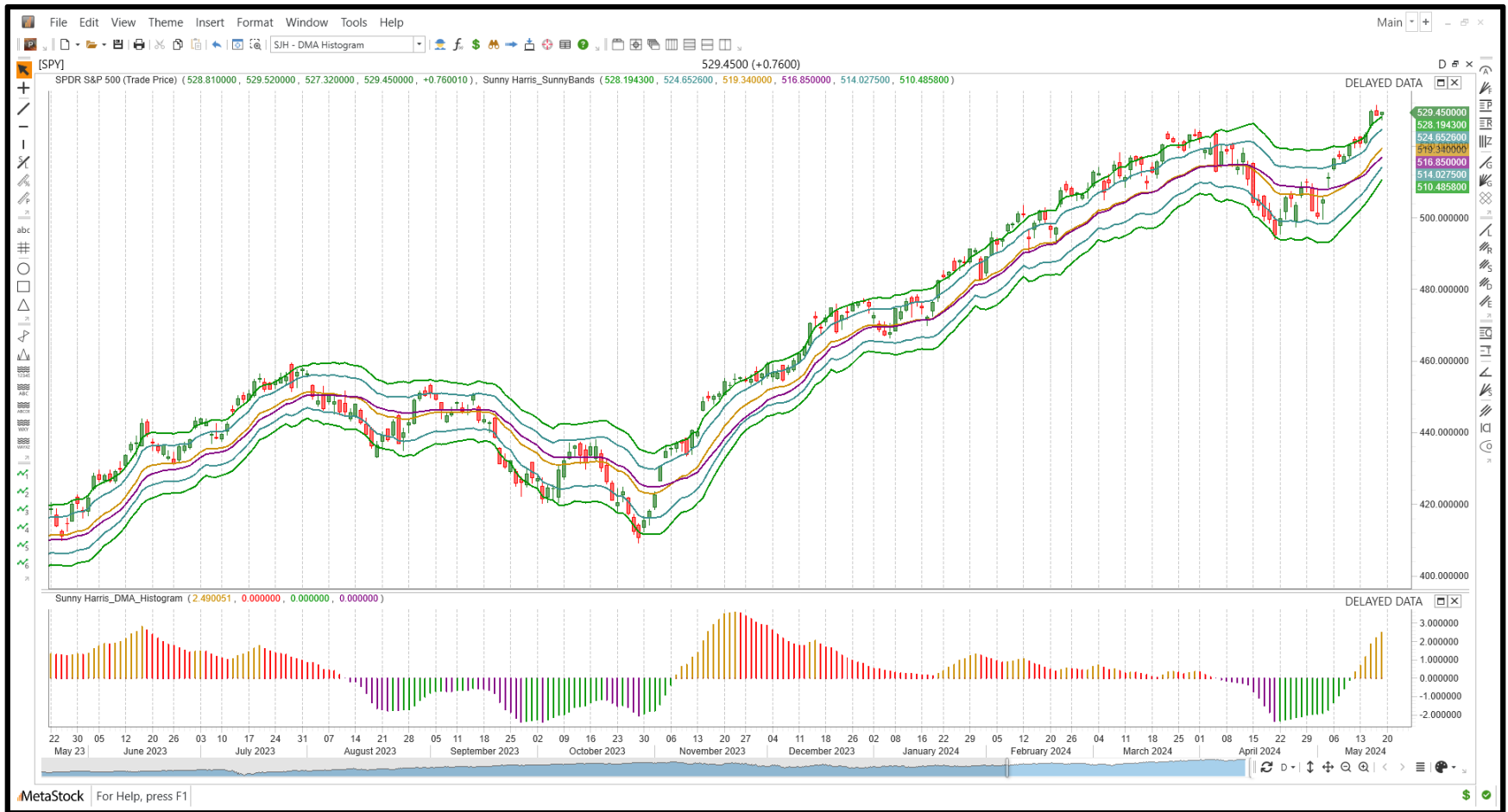
# Returns

- Buy & Hold = \$75
- Trading = \$1,516
- **Per Share**
- (PHW Amount) = 60% of Ideal
- =\$910
- 9 months

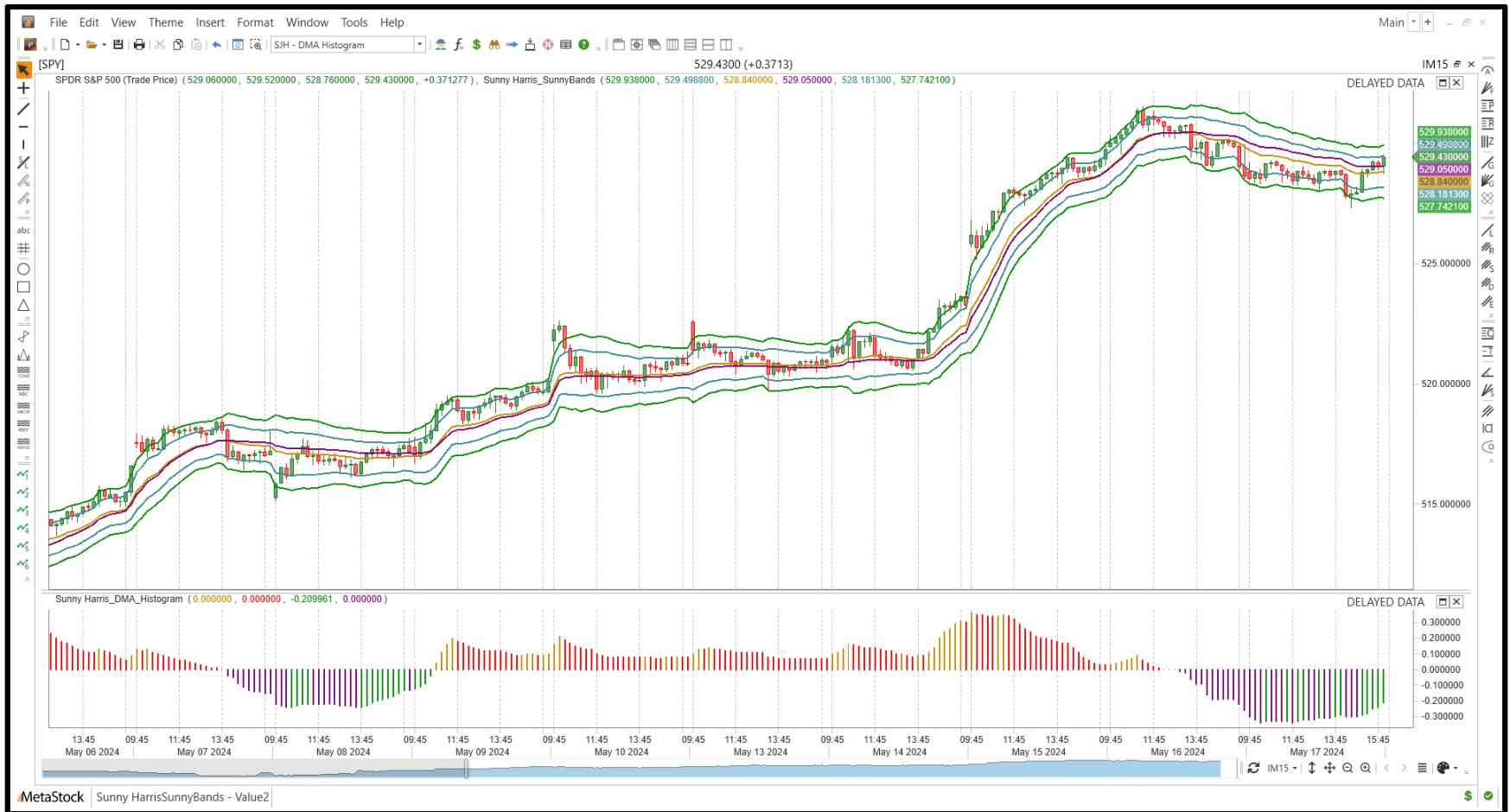
# An Investor's Chart: SPY Yearly



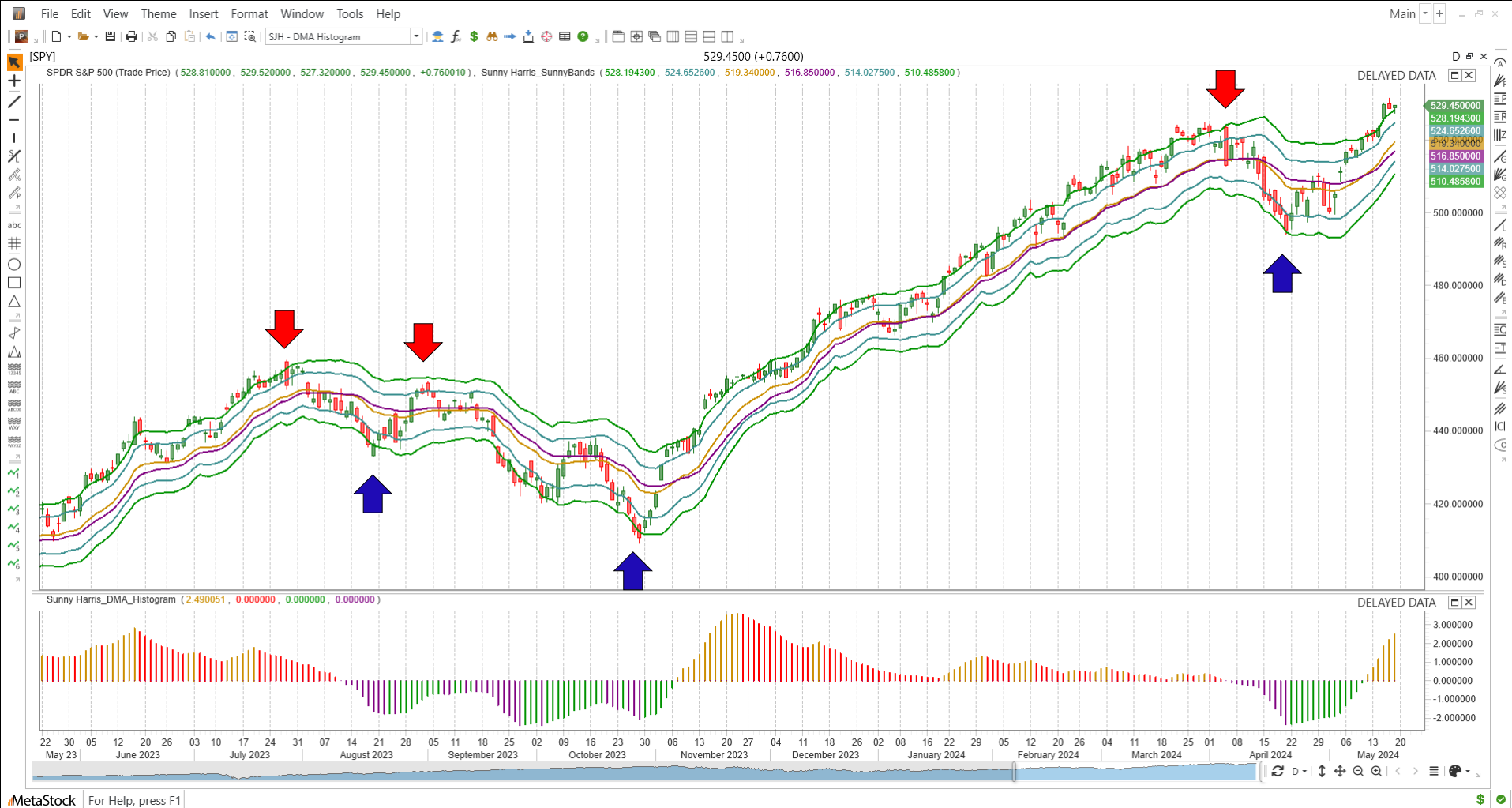
# A Trader's Chart: SPY Daily



# Fast Market Trading: 15 min



# A Trader's View (Daily)



# My Indicators...

- Work on ANY Symbol
- On ANY TimeFrame

# How Do You Know?

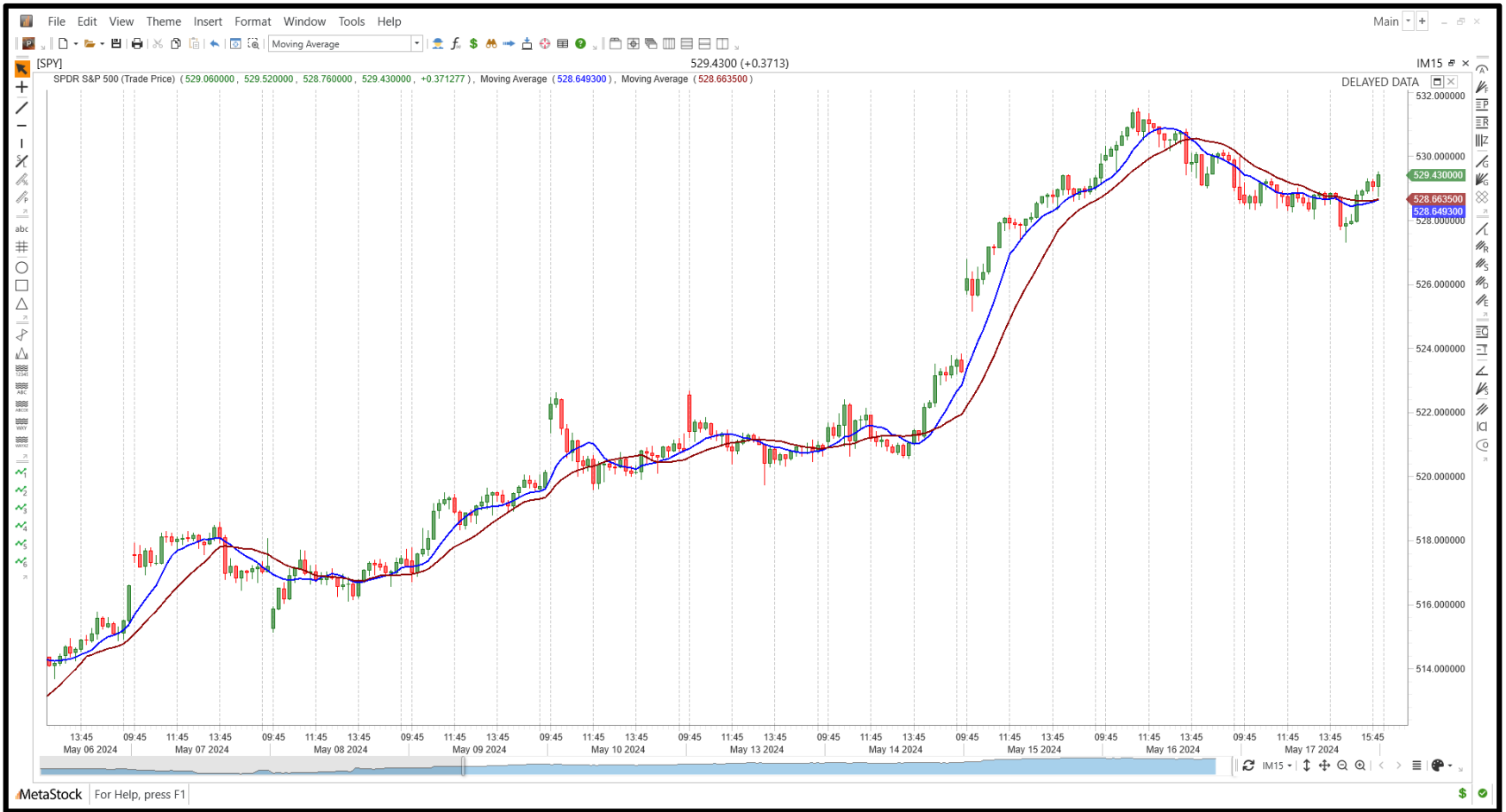
- But How Do You KNOW!
- Did you know in 1982 to buy AAPL @\$0.12
- And hold for 40 years?
- I look at my SunnyBands, DMA\_H and my PHW indicators



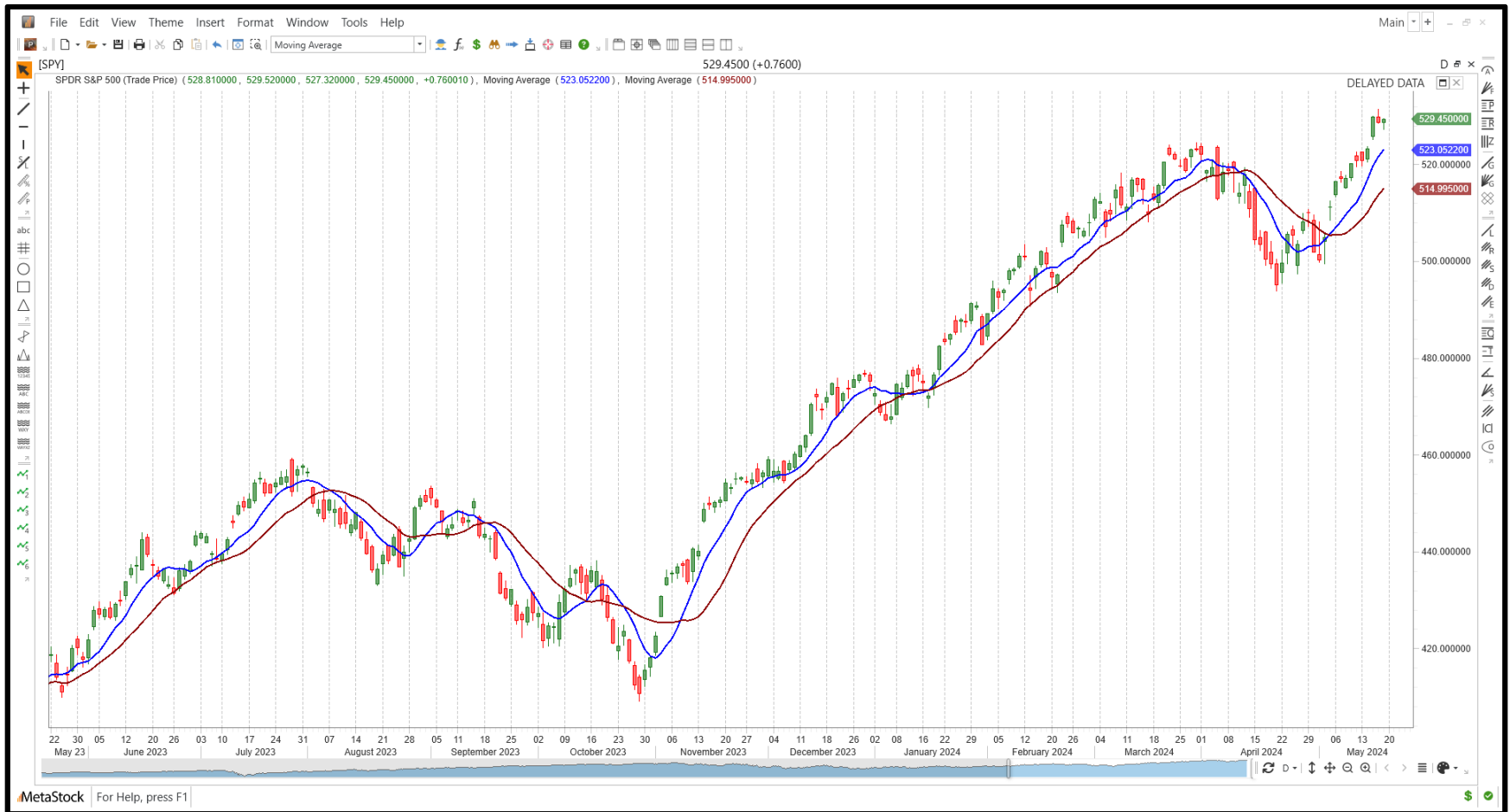
# SunnyBands

- The SunnyBands Indicator is another off-shoot of my **DynamicMovingAverage (DMA)** indicator. This one was designed to allow me to investigate the **Excursions from the DMA**, both favorable and adverse. The “bands” are Average True Ranges away from the DMA.
- **These bands are NOT like Bollinger Bands.** In Bollinger Bands, John uses **Standard Deviations** away from a **simple moving average**. Standard Deviations tell the market where it “should” go. And the simple moving average is the one with the most whipsaw.
- **My DMA is smooth and dances seamlessly with the market.**
- I use ATRs, which ask the market where it has been and is **going**.

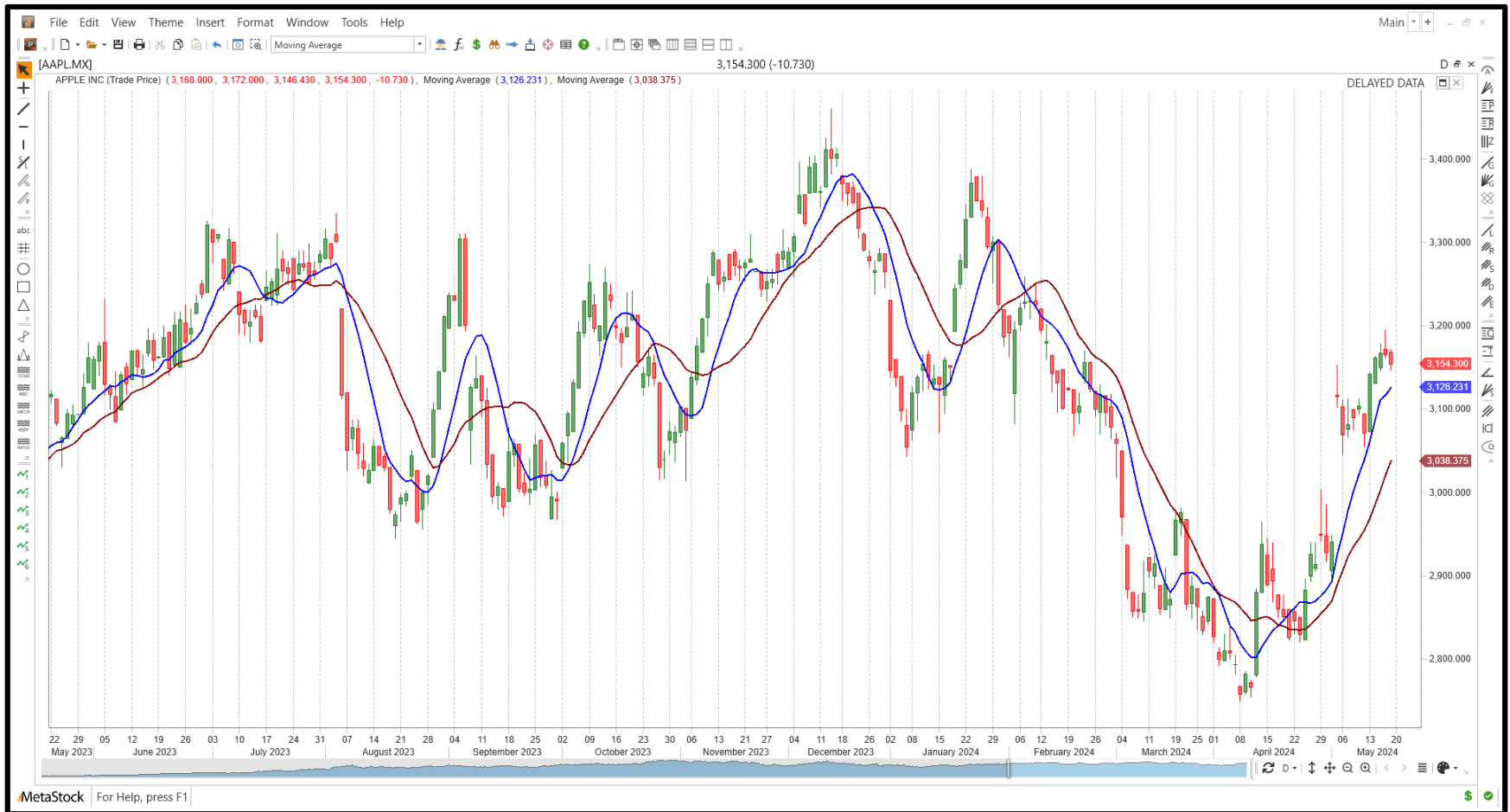
# Simple Moving Averages: 15-min



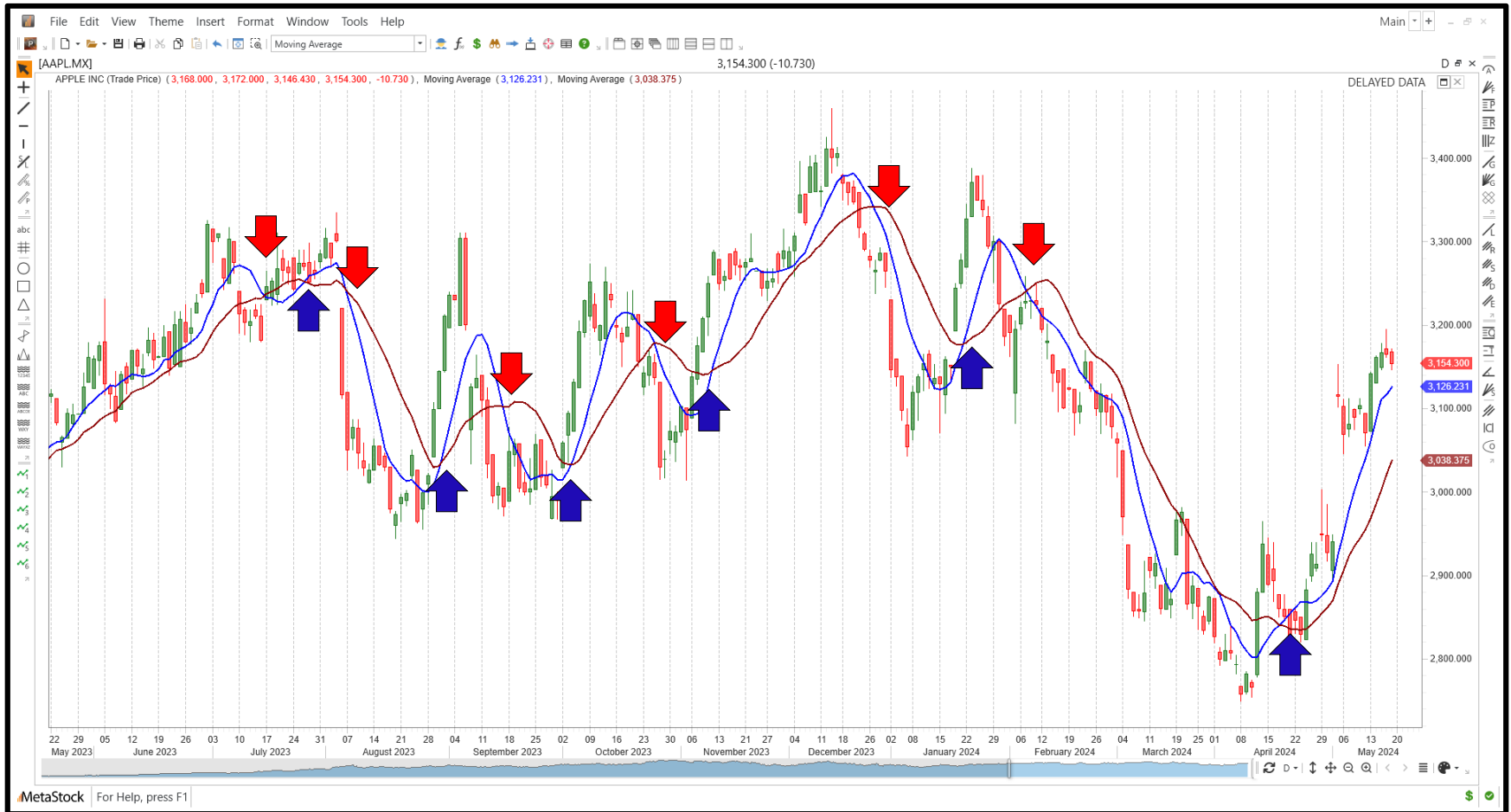
# Simple Moving Averages: Daily SPY



# SMAs: AAPL Daily



# SMAs: AAPL Daily



# Late Signals & Whipsaws

- **Whipsaw:** price/indicator is moving back and forth with no trend
- Losing money on both sides of a price swing
- That last chart was full of whipsaw
- Let's examine the Crossover Signals

# Whipsaw

- In my experience
- Whipsaw Eats up all the profit you made from the trends
- Signals (crossovers) are late
- A very lagging indicator

# More About Whipsaw

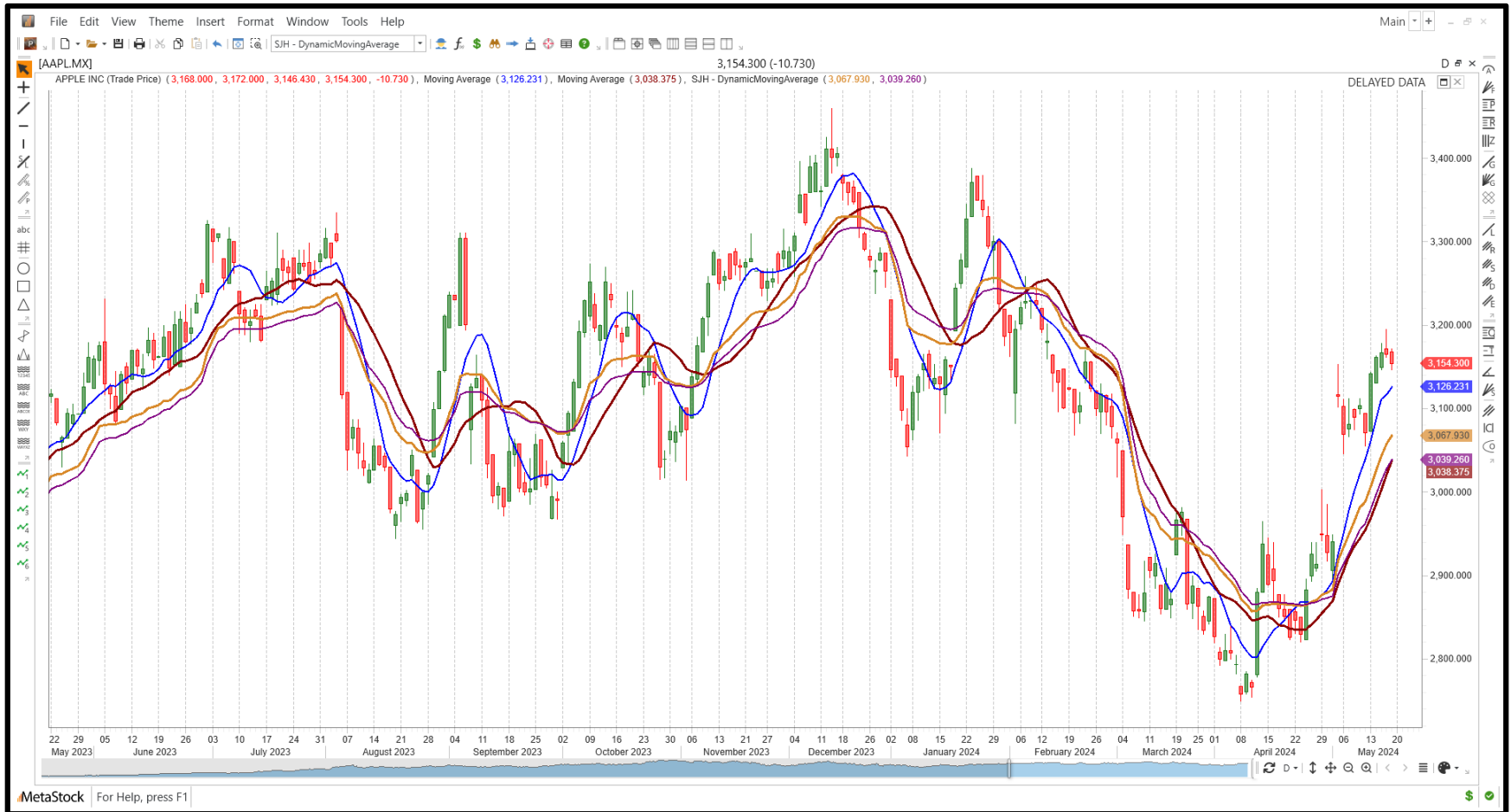
- So, many years ago
- I set out to “cure” Whipsaw
- I wanted the lengths of the moving averages
- To change with the market automatically
- First, I used tables
- Then I developed the Mathematics
- It took a solid 18 months of 18 hr days



# But, I did it!

- I created a Dynamic Moving Average (my DMA)
- That calculates its own Lengths
- Standard (9,18).
- Mine changes with every tick
- It dances with the market

# DMA vs Simple MAV



# A Closer Look



# DMA Is Unique

- With my **DMA** indicator, **two things are unique**.
- Primarily, the **DMA is unlike** anyone else's moving average.
- My DMA calculates its **own lengths dynamically** within the program.
- Then, on top of that, the market moves about as much as it usually moves, which led me to use **Average True Range (ATR)** to measure how much it usually moves.

# My Basic SunnyBands Rules

- When the market is going up (**green** candles), gets above the UOB (Upper Outer SunnyBand), and turns **red**, and dips below the UOB
- I go short
- When the market is going down (**red** candles), gets below the LOB (Lower Outer SunnyBand), and turns blue, and pops above the LOB
- I go long
- There are more complex rules too

# In the Same Amount of Time

- The Investor made \$168 per share\*
- The Trader made \$299 per share\*
- The DayTrader made \$610 per share\*
- If you had started with 100 shares
- The Investor made \$16,800,
- The Trader made \$29,900 and
- The DayTrader made \$61,000

\* Hypothetically

# In the Same Amount of Time

- At a starting value of \$0.47 in 1981
- And current price of \$156
- The Investor made 399%
- Trader made 635% profit
- DayTrader made 1,296%
- That's why I am both a Trader & Investor

# Is It Possible?

- Yes and No
- You can't catch ALL the moves
- According to my research you can only capture about 60% of each move when trading & that's what's reflected in PHW
- But the Investor must sit through long periods of scary negative markets
- While the Trader can go short



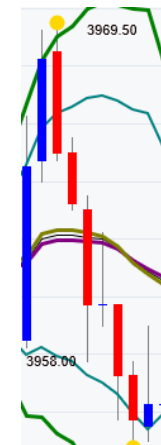
# RULES

- Let's look at a little 4-page summary of the SunnyBands rules that I follow
- These are for Educational Purposes Only

# SunnyBands Rules

## BASIC RULES (Level I):

- I Enter **Long** when **Red** candles have been moving Downward and Touch the LOB and then Turn **Blue** and move back inside the LOB, if Price Confirms
- I Enter **Short** when **Blue** candles have been moving Upward and Touch the UOB and then Turn **Red** and move back inside the UOB, if Price Confirms



# SunnyBands Rules

## BASIC RULES (Level II):

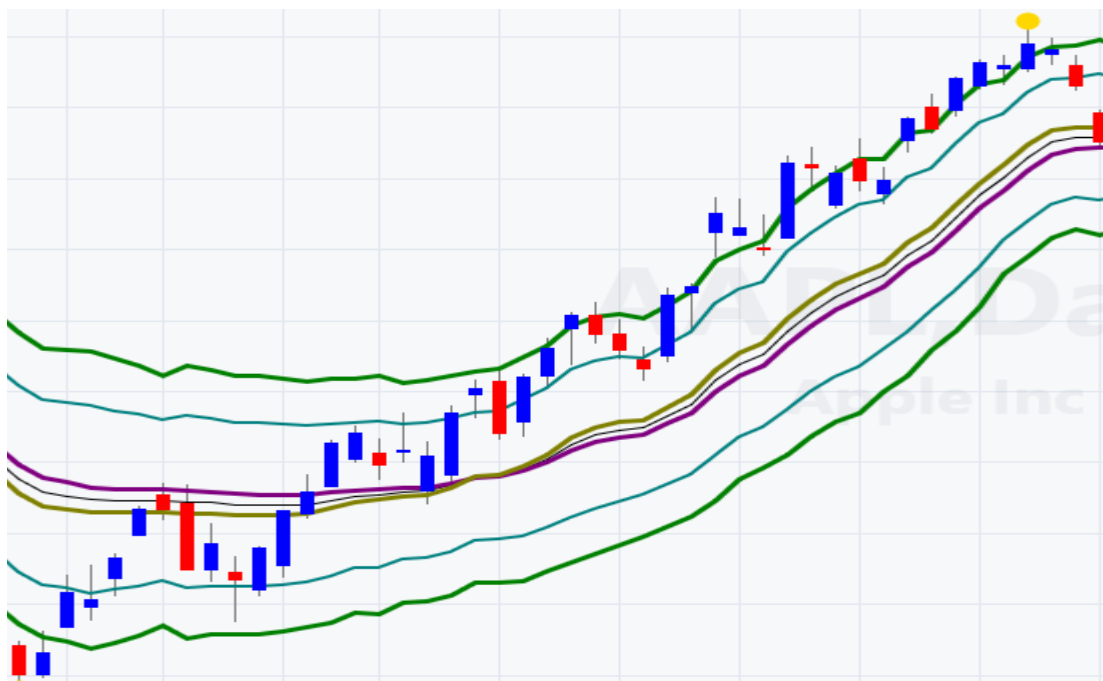
- If the DMA MidLine is “Flat” (the Angle is visually sideways)
- Then I don’t “expect” price to move very far beyond the MidLine
- And in fact, it often acts as a barrier to further movement



# SunnyBands Rules

## BASIC RULES (Level III):

- If **Gold** is on top & Positive Slope:
  - Stay long until the DMA (**Gold**) is penetrated



# SunnyBands Rules

## BASIC RULES (Level III):

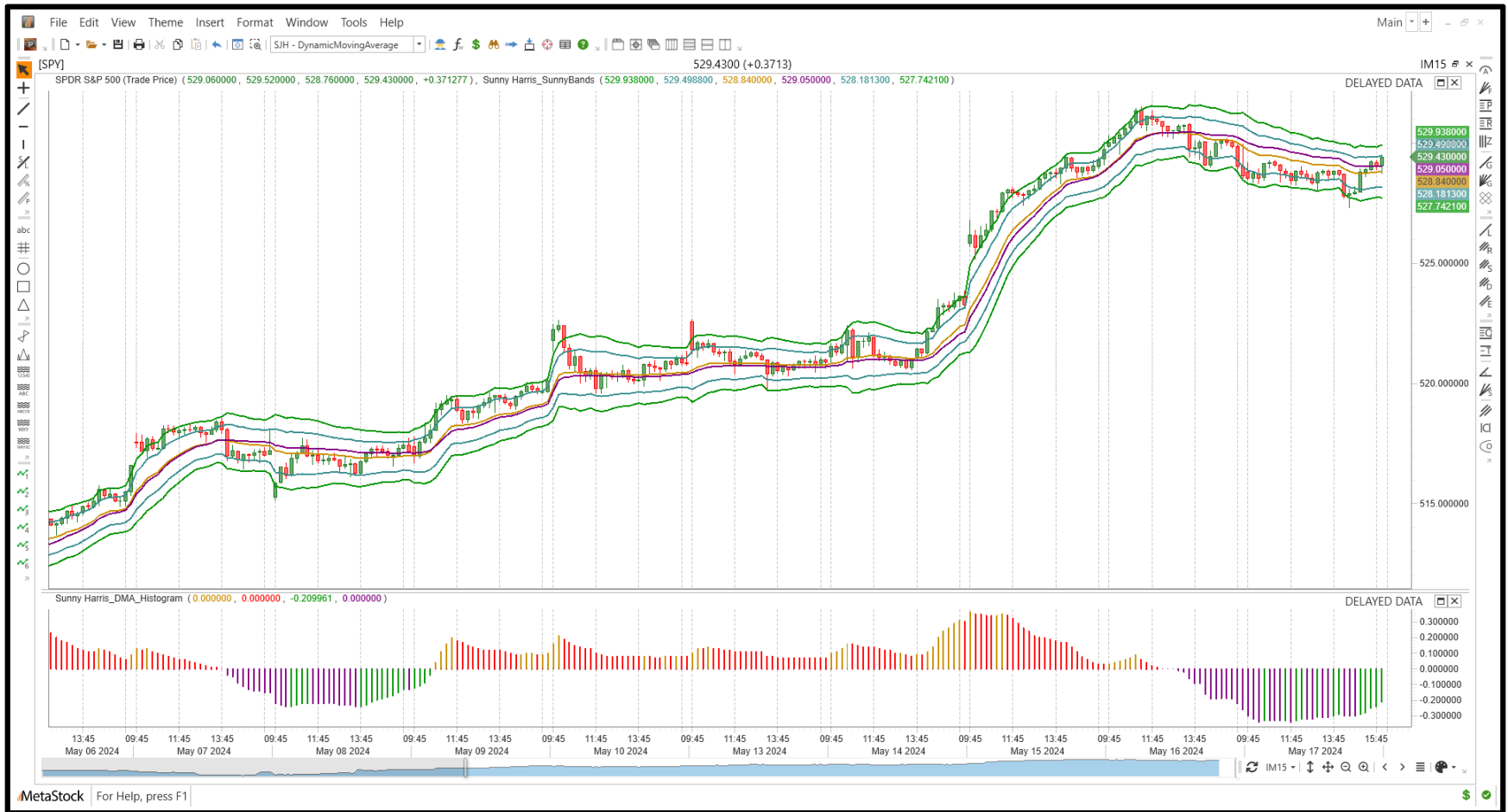
- If **Purple** is on top & Negative Slope:
  - Stay short until the DMA (**Purple**) is penetrated



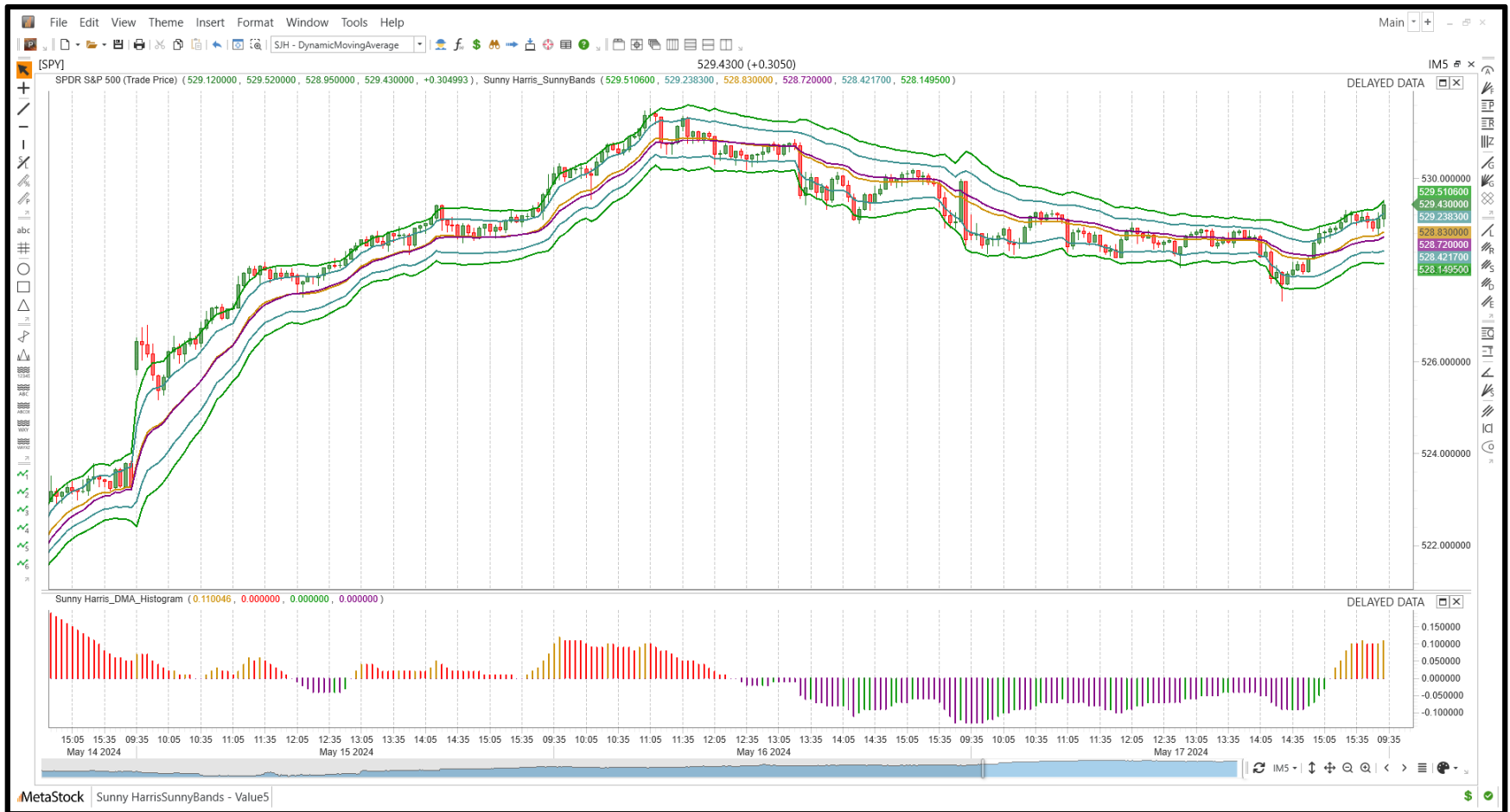
# Fast-Moving Markets

- With that foundation we can now look at those fast-moving markets (as traders)
- Let's look at ES (S&P 500 futures), GC (Gold), and CL (Oil)

# SPY (S&P 500) 15-min

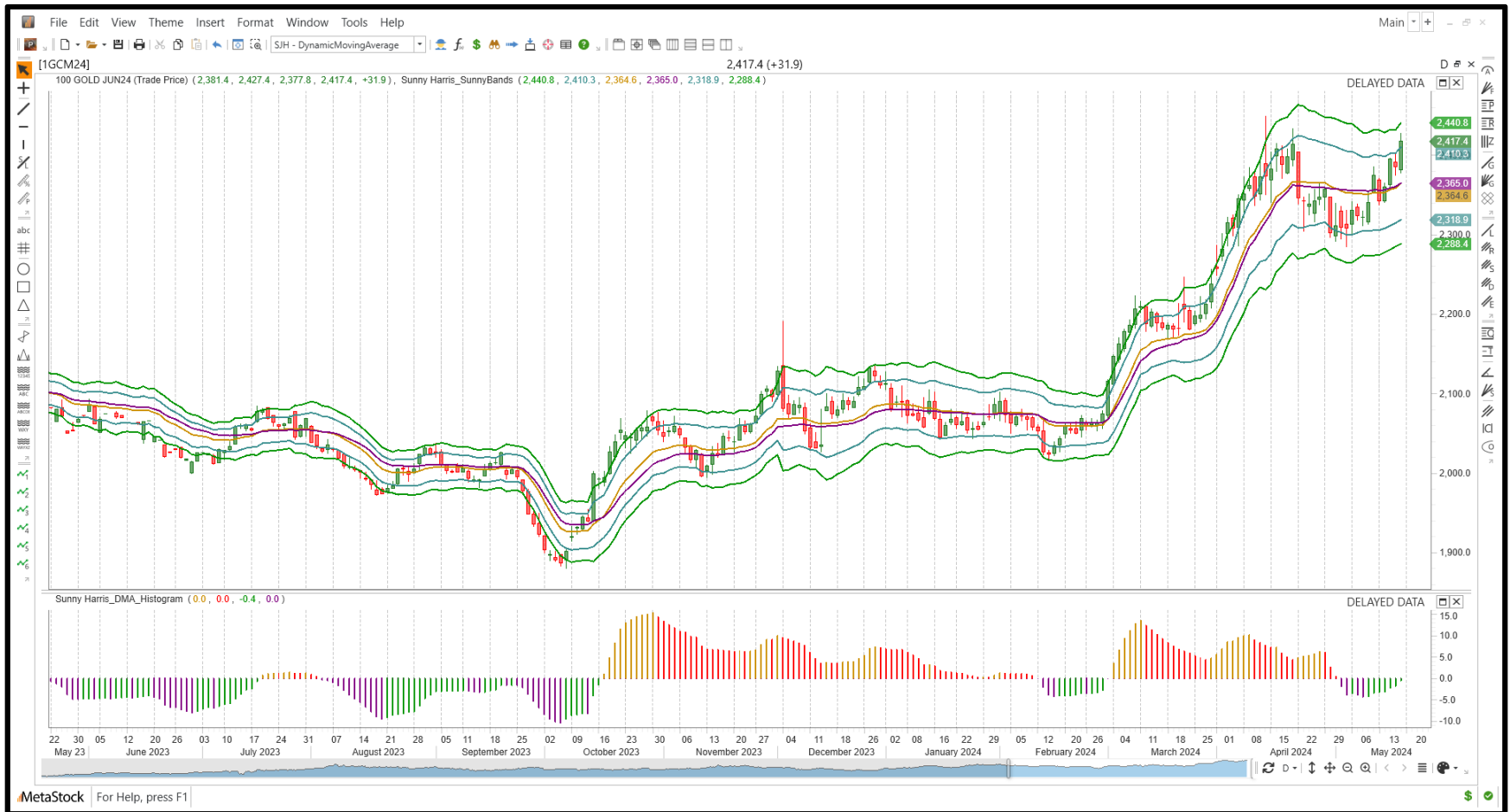


# SPY (S&P 500) 5-min

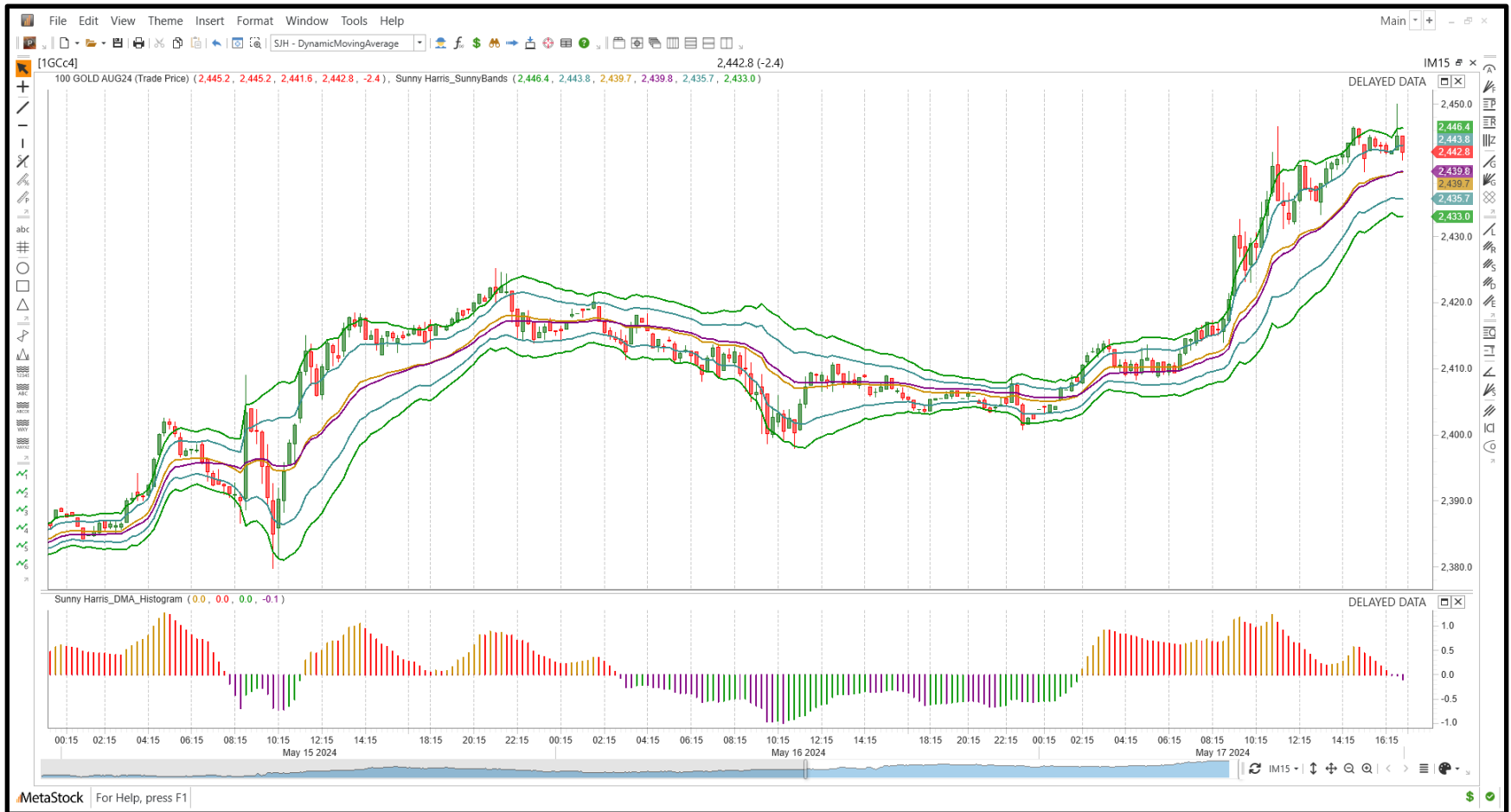




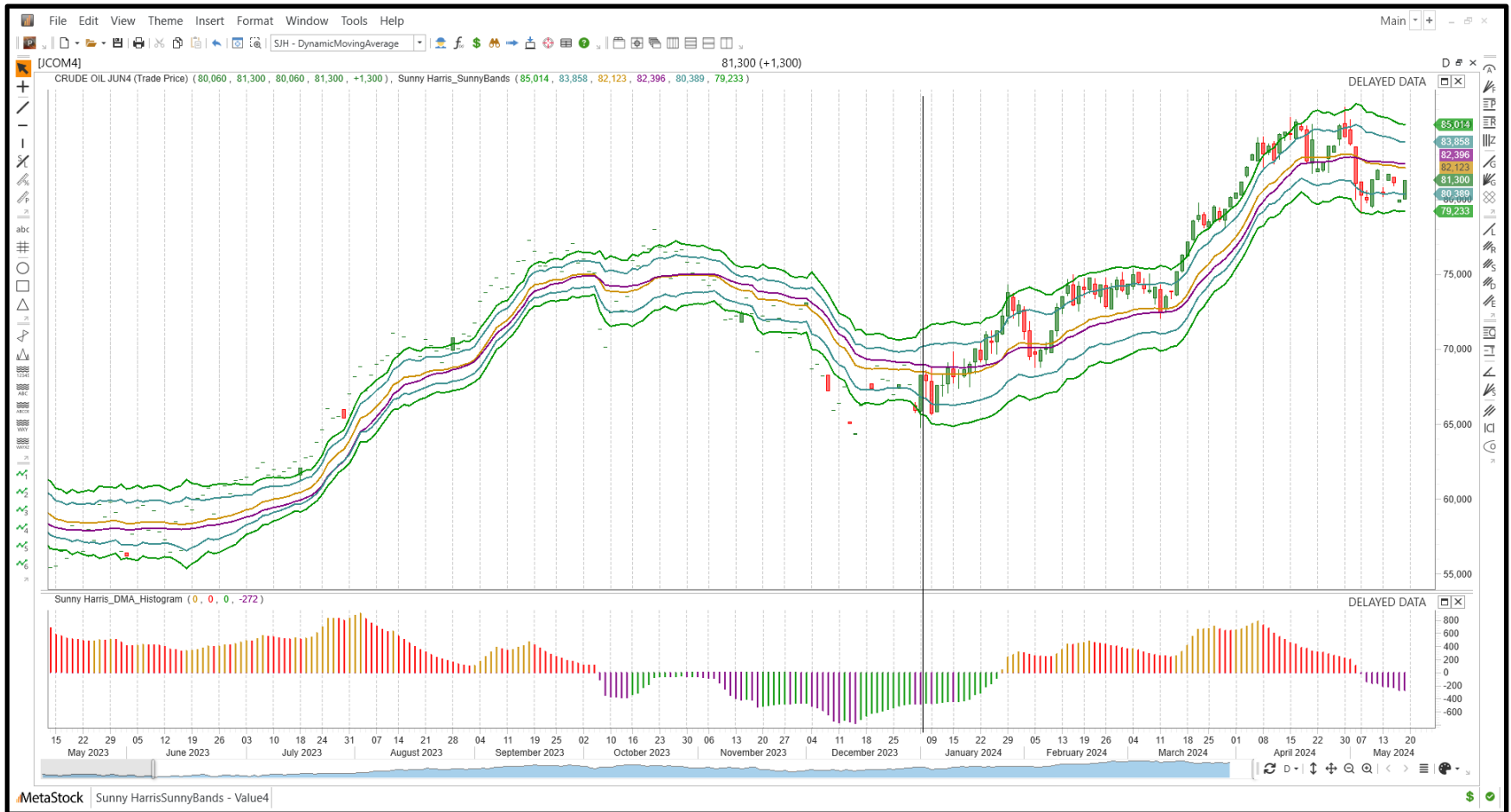
# Gold: GCM24 Daily



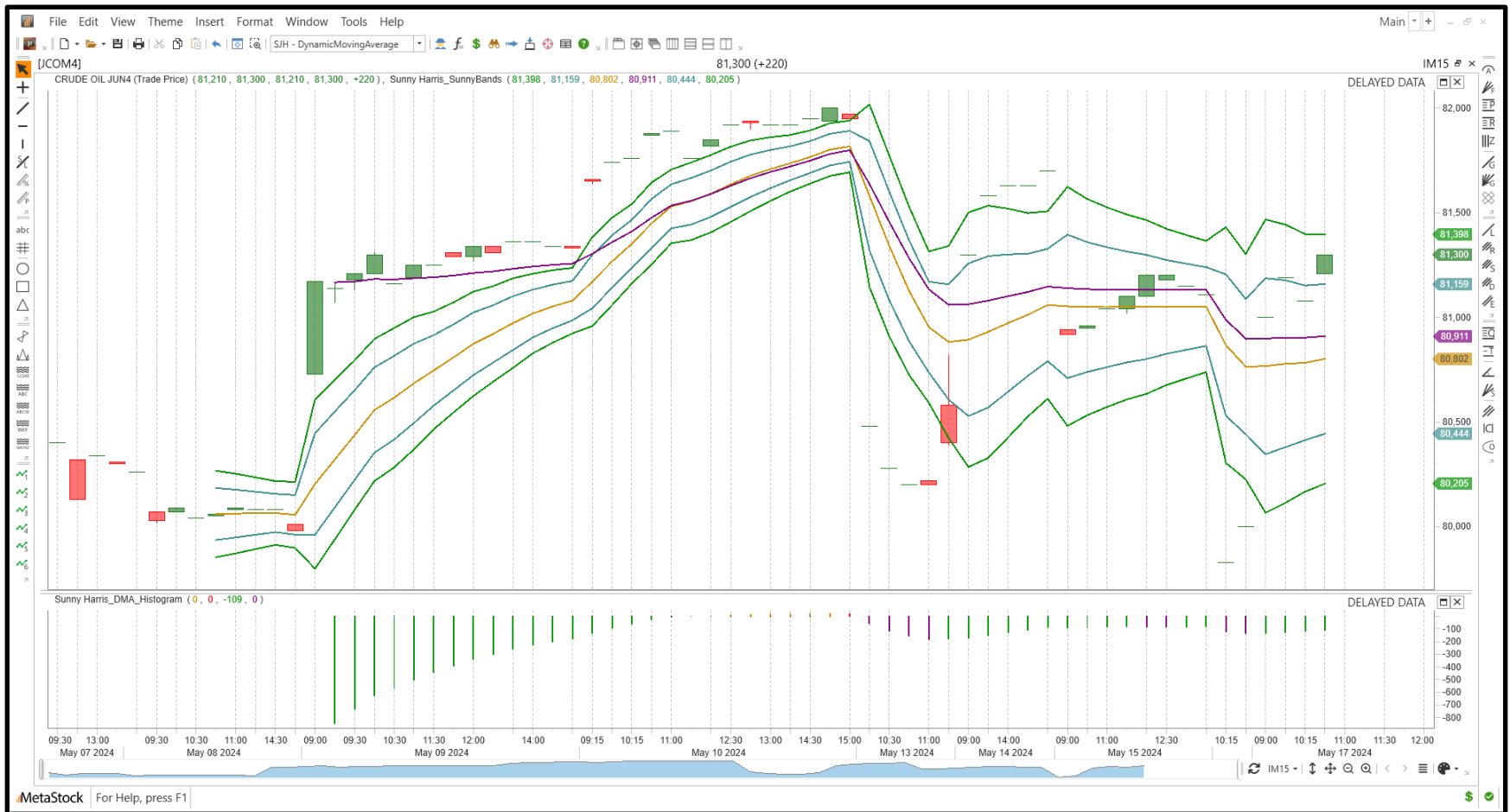
# Gold: GC 15-min



# Crude Oil Futures: CL Daily



# Crude Oil Futures: CL 15-min





# Let's Look at PHW (RadarScreen)

- Which symbol has the potential to make the most profit?
- Which one(s) should we trade?

Symbol	Interval	sjh_R_PHW_22.01.29				Last	Net Chg	Net %Chg
		BH	Ideal	PHW Total	#Trad			
@ES	5 Min	4,573.25	54,865.00	32,919.00	23	4,573.25	-3.25	-0.07%
@CL	5 Min	72.06	2,332.95	1,399.77	62	72.06	-0.98	-1.34%
@GC	5 Min	2,037.6	41,333.2	24,799.9	39	2,037.6	-4.6	-0.23%



# And what do you think I trade?

- Of course, the one with the most profit!
- There's only one reason to trade:
- To Make Money!

# If She Trades, Why Does She...

- ... sell indicators?
- ... do consulting?
- ... still trade after 43 years?
- I've been asked many times.
- ... to give back to the industry that has been so kind to me
- ... because I enjoy it every day
- ... because I still like making money



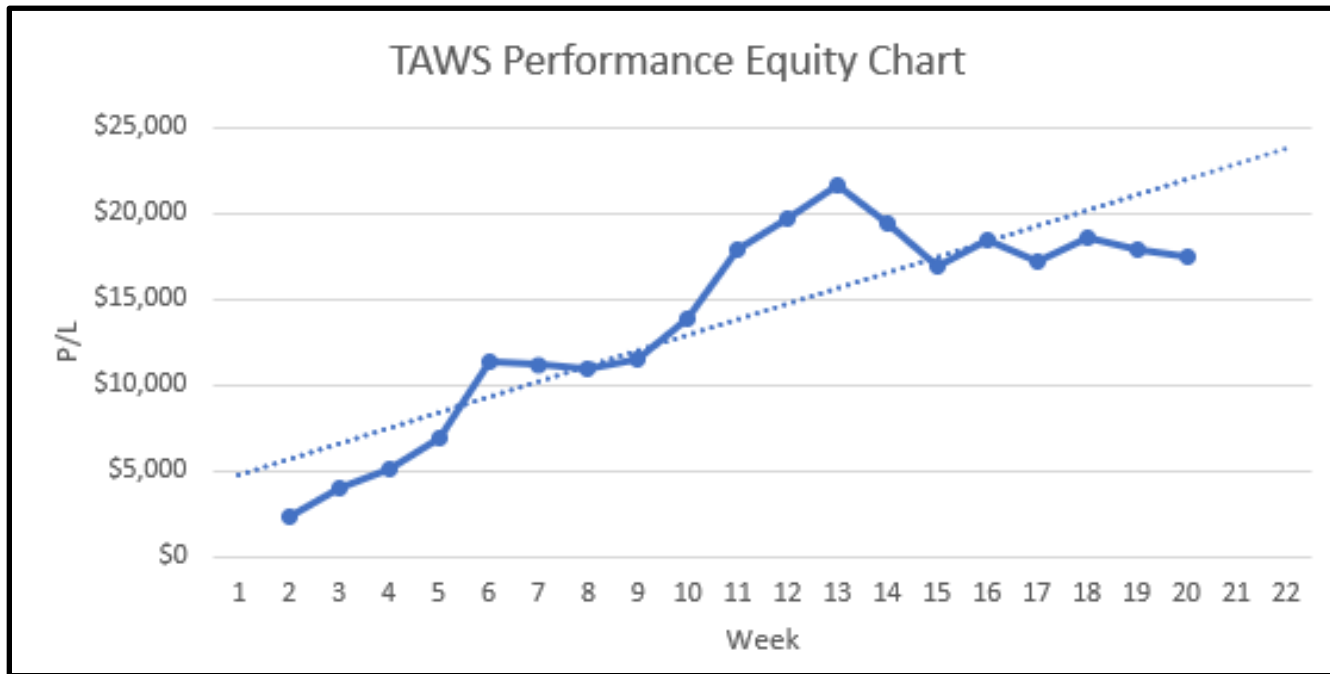
# Speaking of Money...

- If you have a profitable series of trades
- It is possible, with strategic compounding, to greatly magnify the profits!
- That strategic compounding I call Ultimate-F
- It is reminiscent of Vince's optimal-f
- Without the enormous risk of drawdown

# Here's My Performance

- On Jan 2, 2024 I started a Daily Live Trading Room: “[Trade Along with Sunny](#)”
- I trade\* 5 contracts of S&P 500 (ES)
- We are together for 1 hour at 9am PT
- I trade with 2x margin
- Next are the results so far:

# TAWS Daily Performance

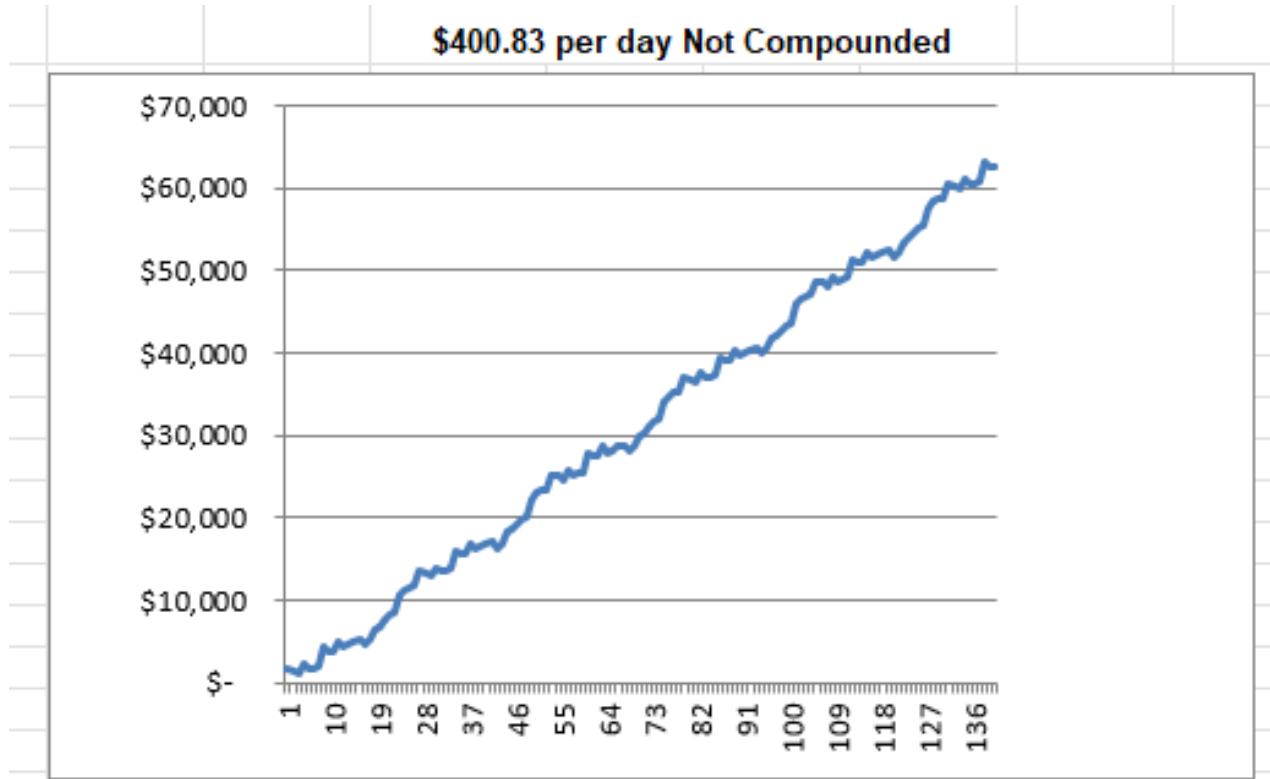


**135% UP in 19 weeks**

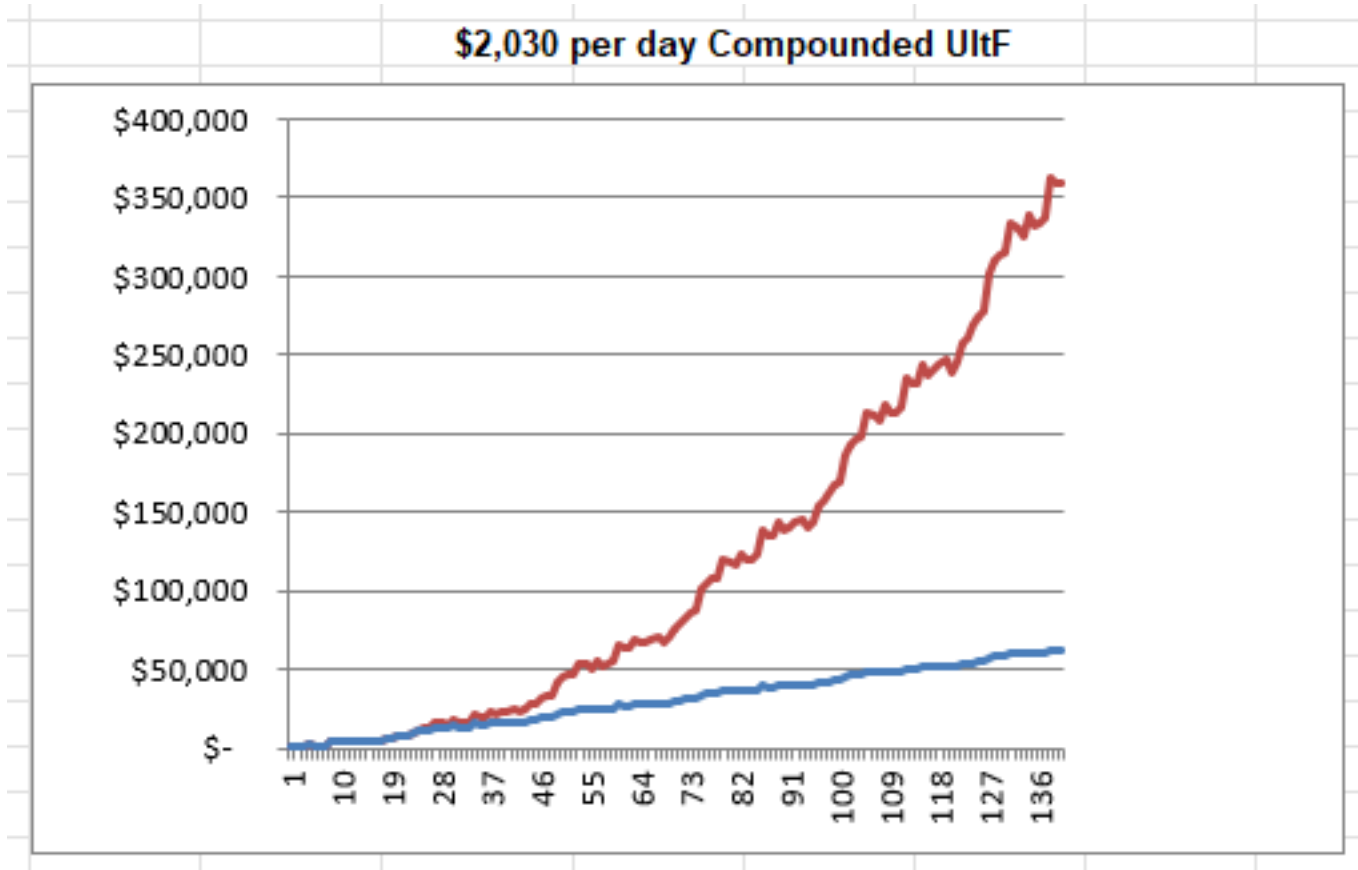
# The Spreadsheet

	A	B	C	D	E	F	G	H
2								
3								
4		<b>TRADE ALONG WITH SUNNY (DAILY)</b>						
5		<b>2024</b>	<b>Total&gt;&gt;</b>		<b>\$ 11,752.00</b>			
6	<b>Day</b>	<b>Date</b>		<b>Nbr Ctrs</b>	<b>Profit/Loss</b>	<b>Week Total</b>	<b>Equity Curve</b>	
7	T	1/2/2024		5	\$ 1,753.00			
8	W	1/3/2024		5	\$ (220.00)			
9	H	1/4/2024		5	\$ (409.00)			
10	F	1/5/2024		5	\$ 1,140.00	\$ 2,264.00	\$ 2,264.00	
11	M	1/8/2024		5	\$ (548.00)			
12	T	1/9/2024		5	\$ 92.00			
13	W	1/10/2024		5	\$ 289.00			
14	H	1/11/2024		5	\$ 2,166.00			
15	F	1/12/2024		5	\$ (334.00)	\$ 1,665.00	\$ 3,929.00	
16	M	1/15/2024		5	holiday			
17	T	1/16/2024		5	\$ 1,153.00			
18	W	1/17/2024		5	\$ (611.00)			
19	H	1/18/2024		5	\$ 289.00			
20	F	1/19/2024		5	\$ 351.00	\$ 1,182.00	\$ 5,111.00	
21	M	1/22/2024		5	\$ 226.00			
22	T	1/23/2024		5	\$ (724.00)			
23	W	1/24/2024		5	\$ 589.00			
24	H	1/25/2024		5	\$ 1,241.00			
25	F	1/26/2024		5	\$ 404.00	\$ 1,736.00	\$ 6,847.00	
26	M	1/29/2024		5	\$ 702.00			
27	T	1/30/2024		5	\$ 547.00			
28	W	1/31/2024		5	\$ 315.00			
29	H	2/1/2024		5	\$ 2,154.00			
30	F	2/2/2024		5	\$ 735.00	\$ 4,453.00	\$ 11,300.00	
31	M	2/5/2024			\$ 354.00			
32	T	2/6/2024			\$ 98.00			
33	W	2/7/2024						
34	H	2/8/2024						
35	F	2/9/2024				\$ 452.00	\$ 11,752.00	

# Can We Do Better than That?



# Ultimate-F Compounding



# Judicious Compounding

- And that's what degrees in Mathematics will do for you
- Ralph Vince told me there was an error(s) in his equations,
- And I found them—for which he was grateful
- He allowed me to call my version Ultimate-F

# MoneyMentor.com



Education is NOT Expensive;  
Lack of Education IS!

760-908-3070 PST  
sunny@moneymentor.com



[Home](#) [About](#) [Products & Services](#) [Order Form](#) [Books & Articles](#) [Resources](#) [Contact](#) [Membership](#) [Quips](#) [Sitemap](#) [Sponsors](#)

## Master the Art of Trading

Learn Everything You Need to Become a Professional Trader/Investor Now!

**NEW ADDITIONS:** | [LIVE Trading Room](#) | ["EasyLanguage Forum" Slides & Videos available now!](#) | [NEWS & Announcements\\*](#) |

[UpComing Presentations](#) | [FACEBOOK](#) | [TWITTER](#) | [Presentations](#) | [Podcast](#) | Now Available: [The Definitive Guide to TradeStation's EasyLanguage & OOEL Programming](#) by Sunny J. Harris & Samuel K. Tennis | [TradeStation](#) |  
Subscribe to [Sunny Side of the Street](#) and/or [Trade Along with Sunny](#) | [FREE TRIAL](#) of Sunny's Indicators

- [Join our Happy Half Hour!](#) Network with Other Traders for Free! 4th of every month
- **ANNOUNCING** the Long-Awaited **NinjaTrader8** version of **SunnyBands & DMA\_H**. [Click here to order.](#)
- LINKS TO: [Live Demo](#) and [Video of Live Trading Room](#). AND the Free [Happy Half Hour](#), monthly on the 4th.



### Consulting Packages

Sunny has **been teaching others to trade** almost as long as she has been trading. Helping struggling novices over the hurdles is a passion of hers. Sunny has won awards for her teaching and consulting, being #1 in several categories. Sunny can teach you how to use TradeStation & MultiCharts and EasyLanguage and PowerLanguage, TC2000, VantagePoint, NinjaTrader, Genesis Navigator, and MetaStock so you don't

ADVERTISER



**GET 50% OFF BROKERAGE FEES**  
WHEN YOU OPEN A NEW ACCOUNT  
**PLUS 10% INTRADAY MARGIN RATES**  
ON 3 POPULAR FUTURES PRODUCTS

[LEARN MORE](#)

ADVERTISER

VantagePoint



# My Products

- The products I have programmed were all developed for my use in my own trading
- I make them available to you
- I show you exactly how I use them
- Look at [moneymentor.com/order\\_Form.html](https://moneymentor.com/order_Form.html)
- Or [moneymentor.com/products.html](https://moneymentor.com/products.html)
- I don't hold anything back
- I train you to Use Them for FREE
- TEXT “FREE” to me at 1-760-908-3070

# Unique Opportunity

- Free entry to “Trade Along with Sunny”
- “Daily” subscription is \$295/mo
- On Wednesdays I’ll let you in for Free
- Text “TAWS” to me at 760-908-3070
- Good ‘til **May 30<sup>th</sup>**, 2024
- Or give me a call: **1-760-908-3070**
- Free [Membership](#)

# FREE Stuff

- 4-week **Strategy Trading Forum** (download FREE for Members)
- 4-week **Technical Analysis Forum** (download FREE for Members)
- It's not too late
- You can access the Slides & Videos
- In July I did **EasyLanguage Forum! Only \$79.95**
- **Access them All at [www.moneymentor.com](http://www.moneymentor.com)**

# I Offer

- Education & Consulting
- EasyLanguage Programming Services
- Mentoring
- A Complete BookStore: Browse & Click  
[moneymentor.com/books.html](http://moneymentor.com/books.html)
- Distance Learning (“Solving the Puzzle™”)
- The Indicators I use Myself in my Own Trading
- Sunday Night Newsletter  
[moneymentor.com/sunnySideStreet.html](http://moneymentor.com/sunnySideStreet.html)
- Daily Live Trading Room  
[moneymentor.com/subscribe.html](http://moneymentor.com/subscribe.html)

# Questions?

- Let's take time to query the attendees to see if I can answer any questions before my time is up
- There is no such thing as a stupid question
- If you have the question, so does someone else. Speak up.

# Thank You!

- MetaStock for hosting the event
- I enjoyed talking for you!
- And, Audience, thanks for your Attendance
- I love to visit, so give me a call
- Here is my contact info:

# Don't hesitate to call me

- Sunny J. Harris
- Skype: sunnyjharris
- Cell: **760-908-3070** (PST)
- Email: [sunny@moneymentor.com](mailto:sunny@moneymentor.com)
- <https://www.moneymentor.com>